


Somfy Catalog North America



Set Your Success In Motion

Expect more when you partner with the leader in motorized interior and exterior window covering systems. For over 50 years, Somfy® has designed and manufactured solutions for commercial and residential buildings in 58 countries across the globe. Our history of innovation, our wealth of support resources, our exclusive partnership programs, and our dedication to customer service have made Somfy the motor of choice worldwide. Leading shade manufacturers around the world rely on Somfy to set their products in motion and bring them to life.





Contents Catalog

| | |
|------------------------------|-----|
| Somfy For You | 5 |
| Smart Home | 21 |
| Intelligent Buildings | 41 |
| Power & Network Technologies | 57 |
| Interior Applications | 67 |
| Outdoor Living | 163 |
| Controls & Sensors | 245 |






Somfy For You

Somfy® is the motorization source that consistently delivers complete, simplified solutions that ensure end-user satisfaction. Partnering with Somfy enables manufacturers and dealers to increase efficiency and focus on growing their business.

| | |
|---------------------------|----|
| The Power of Somfy | 6 |
| Somfy Technologies | 9 |
| Somfy in the USA & Canada | 13 |
| New Product Highlights | 18 |

The Power of Somfy

We provide the right components and product solutions to work with any manufacturer, any fabric, any style, and any power system. Somfy products integrate seamlessly with most third-party control systems, for virtually unlimited flexibility. Our commitment to quality, continuous product innovation, and dedicated service and support have made Somfy the choice for thousands of manufacturers, dealers, installers, designers, and end users.



Somfy's Mission

For over 50 years, Somfy has been making life easier for millions of people around the world by providing intelligent home and building management solutions. Somfy innovates to automate and connect shades, blinds, draperies, awnings, rolling shutters, exterior screens, and pergolas by placing the end user at the heart of its concerns. Somfy is committed to creating reliable and sustainable solutions that promote the best way of living and well-being for all.

Make Your Sales More Dynamic

Take advantage of valuable Somfy information resources, training programs, marketing support, and point-of-sale material. Our regional representatives are at your call to help you offer your customers complete residential and commercial solutions. Working together, we aim to deliver mutual growth for both Somfy and your business.

At Your Service

We are here to help you over the phone, via email or in-person at our offices during regular business hours. The SomfyPro website (www.somfypro.com) offers a vast assortment of product information, news, support tools, and answers to common questions.

Partnership Builds Greater Success

With Somfy by your side, you have all the support resources that you and your team need to elevate your business. Somfy will partner with you to customize solutions for any project and provide a host of helpful tools to simplify your work on-site. Our specialist teams provide step-by-step support, so you can complete the installation on-time and on-budget. Our service team can assist you in real-time by phone, text, or email if the need arises. The result: greater productivity, greater sales success, and greater business growth going forward.

Customer Satisfaction Is Our Priority

To ensure that your customers and your teams always get the logistics support they need, we offer a wide range of in-stock products and special-order products with short delivery periods. And we stand by our products with a longstanding commitment to customer satisfaction, as promised through our five-year limited warranty.

Somfy By the Numbers





Somfy Technologies

Somfy technology solutions are designed with simplicity in mind. Installed products powered by Somfy motorization offer quick and easy installation and seamless integration with home or building networks.

Technology Options

We offer a variety of advanced, easy-to-use, and easy-to-install motorized solutions with a solution to fit every end user — residential or commercial — no matter their needs or budget. Somfy motors are designed to fit the most common interior and exterior window treatment applications.

Wired Technology

The cost-effective standard solution. Typically used for applications requiring small to large torque ranges in new construction or retrofits where wiring can be run without difficulty.

Power-Over-Ethernet (PoE)

A low-voltage power distribution and network-connected solution that utilizes PoE (Power over Ethernet) technology to power and control shades and draperies.

Somfy Digital Network™ (SDN)

The precise solution where exact positioning is required. The motor's increment encoder measures the specific position and sends bidirectional communication to the controller.

Radio Technology Somfy® (RTS)

A good solution in existing construction where pulling wires is difficult, mainly used in residential and small buildings. Radio frequency transmitters and accessories control the RTS motors without the need for wired controls.



Communication & Control Options

Somfy-powered solutions are available for all types of systems, offering flexible control based on user input, programmed settings, or present conditions.



TOUCH CONTROL Input provided via wall switches, touch screens, and hand-held remote controls.

A range of touch control options available to fit aesthetic and functional preferences.



WEATHER/SUNLIGHT/WIND SENSORS Automatically detect conditions and activate functions in real time.

TIMER SETTINGS User programs automatic actions based on time of day throughout the year.




APP & VOICE CONTROL Allows voice-activated functionality using TaHoma®

AUTOMATED Can integrate with most automation and control systems or leverage building automation options from Somfy.

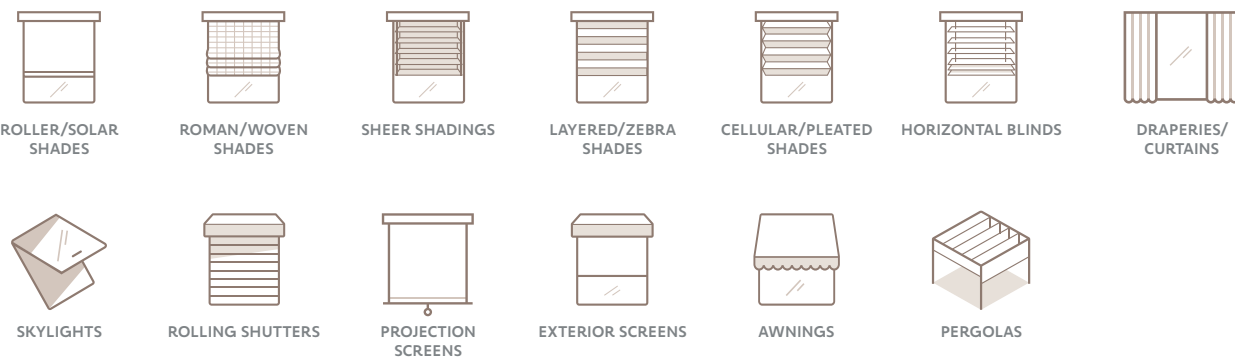
Power Options

Choose the power option that works best for your project.



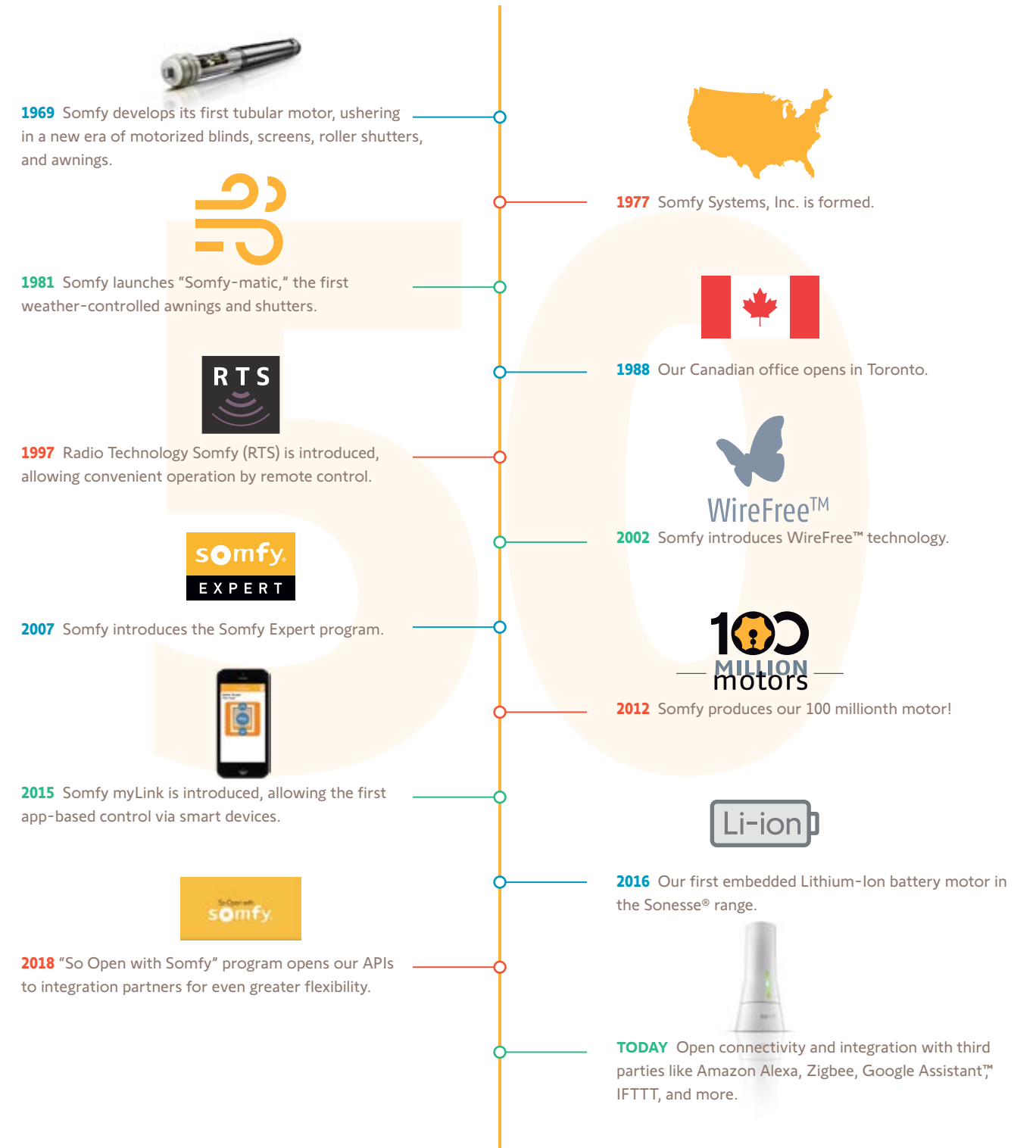
Multiple Applications

With the widest range of strong, quiet motors for all types of residential and commercial applications, it's easy to find a solution!



Over 50 Years of Somfy Innovation

Put our long history of product innovation to work for you. After all, who knows what tomorrow will bring?





Somfy in the USA & Canada

OEMs, dealers and installers in North America can easily access Somfy's professional partnership programs, support tools, product information, and training to help provide complete solutions with greater efficiency and customer satisfaction.

SomfyPro.com

The SomfyPro website serves a community of professionals who offer complete Somfy solutions with expertise and confidence. SomfyPro gives you access to product information, training resources, and tools to help you increase sales opportunities and deliver greater satisfaction for your clients.

SomfyPro puts a wealth of resources at your fingertips, anytime:


- Online Product Catalog and Document Library
- Product manuals, installation instructions, and sell sheets
- How-to videos
- Software/tools
- Somfy news

SomfyPro also offers you the opportunity to interact with Somfy, including:

- Exclusive tools for Somfy Experts
- Access online ordering (for direct customers)
- Registration for training programs

The exclusive SomfyPro web shop enables you to order online from Somfy, 24 hours a day, even on weekends. It also lets you:

- Make a "Favorite" list for future ordering
- View your recent purchase history
- Compare products quickly and easily
- Upload large orders using a CSV file



Somfy Expert Dealer Program

The Somfy Expert program is an exclusive network of dealers who have made a commitment to their expertise in offering Somfy-powered solutions for their clients. As a certified Somfy Expert, you will have everything you need to improve customer satisfaction and grow your business to new heights. Enjoy free access to qualified consumer leads, effective sales tools, marketing support, quality training, and personalized service and support.



“We went from selling motorization only when customers asked about it to making it the centerpiece of our in-home consultations.

The results have been huge.”

GLAMOUR DECORATING
Somfy Expert since 2015



Qualified Leads

Somfy's website, social media channels, organic search results, and consumer marketing campaigns generate high-quality leads every day. As a Somfy Expert, you can tap into these leads and connect with customers in your area who are interested in motorized window treatments.

Customers Find You

Somfy Experts are featured on our consumer site's Where to Buy dealer locator, the starting place for thousands of customers looking for motorized window treatments each month.

Professional Online Presence

Every Somfy Expert gets a customized profile page on SomfySystems.com, where you can share information about your company, your hours, project photos and videos, and more. Put your best foot forward!

Powerful Sales Tools

As a Somfy Expert, you will gain access to sales tools that help clients experience the convenience and elegance of Somfy. The immersive, interactive Somfy Showroom app makes it easy to demonstrate Somfy motorization using a tablet or laptop.

Concierge Service

Somfy Experts enjoy direct access to an account advisor for fast answers, expedited service, and ongoing support. You can also purchase controls, accessories, and parts directly from your Somfy account advisor, and take advantage of exclusive promotional offers.

Digital Marketing Support

Get the most from your digital and social marketing efforts with customized Somfy assets, including social post graphics, email content and templates, and a customized "benefits of motorization" landing page for your business website.

Training & eLearning

Learn and understand the various motorization and control systems available from Somfy with our exclusive online training resources, and make sure your sales and support teams are up to speed as well. You can learn right from your computer, any hour of the day, from virtually anywhere.

BECOME A SOMFY EXPERT Simply go to www.somfypro.com/expert-program and register your company's information. Or, call your Somfy representative to find out how to qualify.



Comprehensive Somfy Support

Somfy offers a wealth of support resources, such as our exclusive SomfyPro website, to assist you with your project. From product documentation and spec sheets, to marketing support materials, project services consultations, and customized quotes, we are here to help.

Project Services Support

Ensuring a positive experience with Somfy-powered solutions is our goal. To help you succeed, our Project Services team provides support from the initial design phase to project completion.

Technical Support

Somfy provides a hotline with real-time consultation and support for your technical questions and challenges.

U.S. Tech Support

TechnicalSupport_us@somfy.com

Canada Tech Support

sctd@somfy.com

Training Support

Partner with Somfy Systems and learn the fundamentals of design, specification, and installation of Somfy's intelligent motor and control solutions. Training programs provide attendees with a competitive advantage and enable leadership in the automated shading industry.

Online training includes the following courses:

- RTS Technology Overview
- Interior RTS Motors
- Exterior RTS Motors
- RTS Sensors
- RTS Remote Controls
- RTS App Control
- RTS Integration
- TaHoma

For details on each of these course offerings, including training session dates and registration information, please visit www.somfypro.com/services-support/live-training.

Point-of-Sale Materials (POS)


To promote Somfy in your showroom, Somfy has various POS materials for interior and exterior solutions to support your sales team:

- Brochures and product sheets
- Displays
- Signage
- Somfy Expert sign (exclusively for Experts)
- Flags

A national digital marketing campaign increases recognition of the Somfy brand, and your presence as a local Somfy dealer will help you stimulate sales in your area. To find out more, please visit www.somfypro.com/expert-program or contact your local Somfy account manager.



New Product Highlights



As a Somfy Systems partner, you are able to offer your clients the newest technologies, the latest motorized interior and exterior solutions, and easy-to-use smart control systems.

WireFree Interior Solutions

Offer your customers bold inspiration with WireFree solutions powered by Somfy and revolutionize their interior spaces with convenient, connected control of natural light, temperature, glare, and personal privacy.

Make the move to connected WireFree solutions:

- Automate and connect an extensive range of shades, blinds, and draperies.
- Quick, easy installation process saves time and money.
- Sleek and discreet WireFree motor design blends seamlessly with any décor.
- No electrical wiring needed, eliminating electrician costs.
- Program timers to automate shades at certain times of the day.

ROLLER SHADES

Sonesse 28 WireFree RTS (Li-ion) | #1003297
 Roll Up 28 WireFree RTS (Li-ion) V2 | #1241150
 Sonesse ULTRA 30 WireFree RTS (Li-ion) | #1003310
 Sonesse 40 WireFree RTS (Li-ion) | #1240485
 Sonesse 28 WireFree RTS (External battery) | #1241230
 Roll Up 28 WireFree RTS V2 (External Battery) | #1241162

CELLULAR SHADES

Tilt 50 WireFree Through-Shaft RTS | #1240276
 Cord Lift WireFree TL25 Motor | #1003294

ACCESSORIES

WireFree Li-ion Solar Panel Kit | #9027294



Complete Pergola Solution

A comprehensive product suite designed to motorize and automate louvered pergola systems for increased comfort in outdoor living spaces.

PERGOLA MOTORS

Pergola Tilt 300mm 1500 N | #1240262
 Pergola Tilt 150mm 2500 N | #1230032

PERGOLA CONTROLS

Eolis RTS Wind Sensor (High speed) | #1870709
 Pergola 12V/24V 2-motor RTS Receiver | #1870871

PERGOLA ECOSYSTEM Somfy RTS sensors and receivers to improve any outdoor living experience

LED RTS 24V Receiver 4 Zone | #1870872
 Ondeis WireFree RTS Rain and Sun Sensor | #9019617
 Ondeis Rain Sensor (Wired) | #9016344
 LED Light Control | #1811491



Complete Control Solutions

From local control to smart home devices, smart speaker compatibility, and beyond.

SMART HOME

TaHoma RTS/Zigbee Smartphone and Tablet Interface | #1811731

REMOTE CONTROLS

Situo 1 RTS Pure | #1870571
 Situo 1 RTS Iron | #1870572
 Situo 5 RTS Pure | #1870575
 Situo 5 RTS Natural | #1870577
 Situo 5 RTS Arctic | #1870578
 Situo 5 Soliris RTS Pure | #1870579
 Situo 5 Variation RTS Pure | #1811612

BUILDING CONTROL

animeo IB+ Touch Building Controller 4 Zone BACnet | #1860308
 animeo IB+ Touch Building Controller 8 Zone BACnet | #1860309
 PoE Touch Panel Room Controller Black | #1870731
 PoE Touch Panel Room Controller White | #1870811
 SDN 0-10V Interface 11 Position Version | #1870489
 M13 Weather Station | #1860307
 M8 Weather Station | #1860306





Smart Home

Somfy® offers a variety of smart shading solutions designed to make life easier and more efficient in virtually any household. And Somfy's smart shading control systems are easy to integrate with other manufacturers, providing a seamless experience regardless of budget or need.

| | |
|-------------------------------|----|
| Smart Home Trends | 22 |
| Benefits of Smart Shading | 26 |
| Somfy Smart Home | 28 |
| Smart Shading by Somfy | 30 |
| Somfy Smart Home Integrations | 34 |
| Smart Solutions by Somfy | 37 |

Smart Home Trends

Smart home technology allows various home systems to work in a more intelligent and interconnected way, from security monitoring and appliances to lighting and entertainment. What once seemed like futuristic science-fiction is rapidly becoming today's standard of operational convenience and end-user simplicity. According to a recent survey by the Consumer Technology Association (CTA),* nearly 70% of U.S. households own some form of smart home technology. Industry research reveals other emerging trends in consumer ownership, purchase intent, and motivation regarding smart home technologies and products.

A Large and Rapidly Growing Market

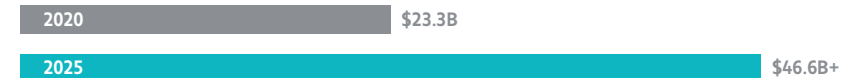
The United States leads all markets worldwide in terms of smart home penetration with an estimated 32.4% of total households in 2020, representing 41.3 million homes. The U.S. penetration rate is expected to exceed 50% by the year 2024 (sources: Ambient and Statista).

ESTIMATED U.S. SMART HOME PENETRATION RATE



Sales of smart home products in the U.S. were estimated at over \$23.3 billion in 2020 and are expected to double that amount in 2025 (source: Statista). Leading the way in the anticipated growth of the smart home market are the key segments of "Control & Connectivity" and "Comfort & Lighting," both of which are integral to the Somfy product lineup.

ESTIMATED SALES GROWTH OF U.S. SMART HOME PRODUCTS





Smart Controls and Smart Speakers

One of the strongest trends currently driving growth in the smart home category is the move toward simplified control of integrated home systems through apps for smart phones and tablets, and through voice-activated control of virtual digital assistant platforms like Amazon Alexa or Google Assistant built into smart speaker devices. Somfy is on the leading edge of this trend with RTS-powered products that integrate easily with today's smart control systems like the innovative TaHoma® smart home hub.

System Standardization

Manufacturers of smart home products have recognized the need for unified standardization and integration, allowing different systems to work together with simple user control and automatic operation. Somfy has partnered with many of the leading consumer and professional brands to ensure that our motorized products are compatible with most third-party systems.

Natural Light Control

The recent trend toward work-from-home and school-at-home lifestyles has dramatically increased the number of hours many North American families spend inside their homes, and has sharpened the focus on wellness and comfort in the home environment. According to a 2020 study conducted by CE Pro, home systems integrators expect to nearly double their deployment of wellness-related technology within the year — and motorized shading with automatic timer control was named the single most popular wellness technology that dealers expect to deploy. Somfy smart shading systems optimize natural light, control glare, and provide a clear view of the outdoors during daylight hours.

What It All Means for You

There has never been a better time to offer Somfy motorized products as an essential element of any smart home upgrade. Consumers are becoming more and more acclimated to smart home technologies in home entertainment, home environment, and home security systems. As price trends in the market continue to make smart home solutions more attractive, and the industry is rapidly standardizing communication and control technologies, customers are now ready to embrace more opportunities to upgrade to smart systems throughout the home — and that includes window coverings.

Benefits of Smart Shading

Somfy's smart shading systems are designed to make life easier and more convenient for homeowners, enhance privacy and home security, improve overall home efficiency, and increase energy savings.

Convenience

Smart home systems allow users to operate multiple devices from multiple manufacturers at once, using a single control unit or smart app to control them all. Total automation is right at the user's fingertips. Smart programming automatically triggers various actions throughout the home based on time of day, current weather conditions, or even through a simple voice command.

Peace of Mind

With smart home technology, roller shades or curtains can open and close at pre-programmed times, and selected lights can turn on and off. These actions help create the impression that someone is at home to deter potential burglars and intruders even when the user is far away.

Privacy

There are times in everyone's life when privacy is crucial. Smart home technology provides users with one-touch simplicity to activate shades, blinds, drapes, shutters, and more... to keep private moments away from unwanted eyes.

Energy Efficiency

Homeowners can enjoy energy savings throughout the year with Somfy smart shading. Outside, awnings and rolling shutters help keep the heat out in summer and let in the sunshine in winter to help warm the home. Inside, blinds and shades can open and close throughout the day to provide optimal natural light and warmth, which will ultimately reduce lighting and heating/cooling costs.

Accessibility

Smart home technology makes it easier for end users with mobility issues to operate window coverings, lighting, entertainment, and other systems without the need to engage with those components directly. Shading systems linked to smart homes make it easy for people with limited mobility to operate blinds, shades, and other window coverings remotely with just a touch, with the natural simplicity of a voice command, or pre-programming them to operate automatically.



Somfy Smart Home

Smart living begins with Somfy



SHADE MOTOR



SMOOVE WALL SWITCH



TAHOMA



ROLLING SHUTTER



SITUO REMOTE



AWNING MOTOR



LIGHT SENSOR



Smart Shading by Somfy



Somfy technology enhances and enriches the smart home experience, allowing end users to operate and monitor their connected systems in the home from virtually anywhere in the world. Smart shading by Somfy is smart home technology at its best: manual, voice, or automatic operation of powered devices from anywhere, at any time.

App Control

Somfy is an established leader in smart home technology in the window coverings industry and helped pioneer smart-device app control of shades and blinds by integrating with third-party systems years ago. The introduction of TaHoma in 2021 represents a great step forward, providing users with unified control of up to 40 RTS (Radio Technology Somfy®) channels with up to 40 schedules, and as many as 40 programmed scenes at a time — all with one simple app. Whether at home or away, users can control any motorized interior window covering or exterior pergola, screen, awning, or rolling shutter in the home with just a simple command.

Zigbee®: The Smart Choice Today and Tomorrow

TaHoma also supports Zigbee 3.0 technology, an open global standard for smart home communication and connectivity. Somfy has chosen the Zigbee protocol for our new smart shading product range for a number of smart reasons:

- An open, forward-looking protocol offers greater flexibility and ensures that certified products are compatible with one another in the future.
- It allows bi-directional communication, so not only can the end user send commands from anywhere — they can also receive real-time feedback on equipment status and battery level to always know how their motorized product is positioned.
- Zigbee technology is reliable and can recover a network, extend radio range, avoid interference from other devices during installation and operation, optimize battery life, and offer a high level of security for the end user.
- Zigbee 3.0 creates its own smart ecosystem, enabling Somfy products to easily communicate with each other and allowing control from a single source.

Somfy is a Zigbee Alliance board member, proud to be part of an industrial community recognized as the world leader for interoperable smart products. Look for Zigbee 3.0 products available from Somfy in the near future.





Smart Indoor Living

Somfy's smart shading solutions are an integral part of living a more comfortable and in-control life, today and in the future. RTS motorized solutions, controlled by a smart phone or tablet app or even by voice commands, provide instant activation of window coverings to suit the user's needs at any time. A more enjoyable indoor environment, enhanced privacy, greater energy efficiency, and UV protection are merely a simple gesture away.

All Somfy RTS solutions are designed for maximum operational compatibility. The TaHoma app provides easy integration with most third-party control systems. TaHoma works directly with Amazon Alexa and Google Assistant.


Somfy-powered smart solutions also enhance peace of mind even if the user is on a trip thousands of miles from home. One simple tap on their smart device can operate blinds, shades, curtains, screens, and rolling shutters to provide greater home security and energy savings.

Smart Outdoor Living

Throughout the United States and Canada, many homeowners are rediscovering the joys of outdoor living and entertaining. Consumers are spending more of their time outside the home on decks, patios, porches, and in pergolas and other outdoor areas. Somfy smart home solutions include options that help make outdoor life more comfortable, enjoyable, and relaxing.

Somfy offers motorized solutions for awnings, screens, and pergolas to help shade users from the elements when needed, or to retract when the conditions are perfect. Rolling shutters are also available, providing excellent shading, privacy, storm protection, and insulating properties. And just like their indoor window-covering cousins, all Somfy exterior RTS solutions can be set to operate by time of day or by light and temperature sensors, or even automated to react to weather conditions via IFTTT technology.

Somfy Smart Home Integrations



Somfy's motorization products are designed and built to work and play well with others. We have partnered with many of the leading names in smart home technology and integration, including consumer platforms and brands as well as third-party professional brands. And as members of the Zigbee Alliance board, Somfy is well-positioned to remain at the forefront of emerging smart home technologies for years to come.

Somfy's smart home partnerships will continue to expand and offer ever-greater levels of interconnected experience and efficiency for manufacturers, dealers, installers, and end users alike.



Smart Speakers and Voice Commands

Somfy motorized products make it easy to integrate seamlessly with smart speakers and digital assistants with voice-recognition capability through the TaHoma app. This means end users can activate shades, blinds, screens, and awnings individually or in combination with other household systems like lights, thermostats, and more – all with just a few words.

EXAMPLE: SIMPLE COMMAND WITH GOOGLE ASSISTANT

Simply say "Hey Google" to wake up the assistant, then "lower my bedroom shades" to create instant privacy. It is that easy.

IFTTT Opens Endless Possibilities

IFTTT (short for "If This, Then That") is a free web-based service technology that offers an even greater variety of automatic Smart Home possibilities in connection with other connected services. IFTTT works with an 'Applet' – smart automation between two products or services. Simply put, IF something happens in one connected service or sensor, THEN it triggers an action involving Somfy products via TaHoma.

EXAMPLE: A WARM SUMMER DAY

IF: the temperature outside reaches 90 degrees,
THEN: the window shades automatically lower, reducing heat gain and saving energy costs.



Smart Solutions by Somfy

For professional window-covering dealers and installers, Somfy offers smart shading solutions with extremely simple and seamless installation and setup, plus nearly effortless operation and intuitive control for the end user.

TaHoma Smart Technology

TaHoma is a smart hub that connects Somfy RTS and Zigbee products inside and outside the home to a smartphone, tablet, or computer for remote monitoring and control from anywhere, anytime. It places unified control at the user's fingertips with an intuitive app for easy and immediate control of natural and artificial light in the home environment. And it integrates easily with other smart devices, control systems, and platforms for flexible management of multiple home functions.

Somfy's TaHoma-enabled systems provide everything you and your customers desire in a smart home solution:

- They are easy to install, easy to use, and easy to control.
- Wireless technology can be used in any home with an internet connection.
- Expandable solutions enable integrated control of more than just window coverings.
- The Somfy "So Open" strategy ensures connectivity with multiple partner brands, now and in the future, through the power and flexibility of open-source development.

The TaHoma app allows end users to create scenes that operate multiple functions with a single click. For example: set a "Wake Up" scene that opens the roller shades, switches on selected lights, and plays a favorite music playlist all at the same time. Users can also program a schedule that opens or closes blinds at certain times of the day, or that automatically operates awnings and shades when certain temperature and weather conditions are detected.

A Smart Opportunity for You

Consumer demand for smart home solutions has increased significantly over the past four years, and smart home systems are now present in over 38% of North American households (Berg Insight, 2022).

There has never been a better time to offer smart shading solutions by Somfy to meet customer needs with innovative, efficient, and reliable products that fit seamlessly into today's smart home designs.

- Versatile range of motors available for a wide variety of shade and curtain options
- Enhanced outdoor living options with motorized awnings, screens, and pergolas
- Sleek, discreet motor design with quiet operation
- Convenient control of home environment, temperature, light, and glare
- Improved efficiency and reduced energy consumption
- Easy installation and integration with existing smart home systems
- Remote access and monitoring via intuitive app from anywhere, anytime
- No hanging cords — a safer solution for children and pets
- Peace of mind — solutions backed by more than 50 years of Somfy innovation and leadership in the industry

As smart home technologies evolve and expand, Somfy will continue to offer advanced, intuitive solutions to specific smart home integration opportunities and challenges that emerge. Today and tomorrow, Somfy is smart home-ready.





Intelligent Buildings

Somfy® offers intelligent, integrated solutions designed to save costs and enhance productivity in commercial workspaces by optimizing natural light, maximizing energy efficiency, and improving end-user comfort throughout the year in all climates.

Better Building Performance: Inside and Out **42**

Intelligent Building Partners **46**

Intelligent Control Solutions **48**

Better Building Performance: Inside and Out

Somfy provides designers, builders, and building management professionals with flexible exterior and interior shading solutions that adjust to seasonal elements and easily integrate with a building's lighting, heating, and ventilation systems. Somfy's natural light control automation systems are scalable in design, offered in low voltage, line voltage, or wirefree options, and are perfect for projects of any size or budget.

Increased Well-Being and Comfort

Automated shading systems contribute to meeting two important objectives: maintaining comfortable indoor temperatures for a longer period of time and enabling continuous glare control. The amount of natural light that people have access to is a major influence on temperature regulation, and therefore thermal comfort. Natural light also provides visual comfort, which is essential when performing certain tasks and activities. Automated and intelligently controlled solar shading optimizes natural light, preserving the full spectrum of daylight and diffused light as required.

Energy Savings Meet LEED Requirements

Somfy's innovative, automated solar shading solutions create optimal conditions for greater efficiency. This enables building owners to earn credits toward LEED certification on new construction and renovation projects.





Natural Light Management

Artificial lighting systems account for a significant portion of a building's total electricity consumption and energy costs. Automatic window coverings help reduce this cost by allowing ideal levels of natural light into the inside environment while controlling glare and providing a clear view of the outdoors during daytime hours.

Greater Energy Efficiency

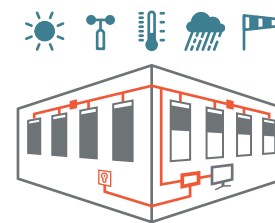
Controlling energy costs in commercial buildings has never been more important. Somfy Intelligent Building solutions promote the use of natural light to help manage indoor comfort through the use of automated solar shading. Integrating these systems with artificial lighting controls increases energy savings by dimming artificial light during the day. Further energy savings can be realized due to lower solar gain in cooling months, which reduces demand on HVAC systems.

Add Value to Building Investment

In addition to enhancing occupant comfort, ongoing reduction of energy costs can help offset the cost of the initial investment for integrated automated shading. Automated shading systems also reduce the handling (and possible mishandling) of shading devices by the building's occupants, extending the life of the shading devices and lowering maintenance costs. Automatic shade devices can also boost security by blocking the view of contents inside when the building is unoccupied, reducing the risk of theft and vandalism.

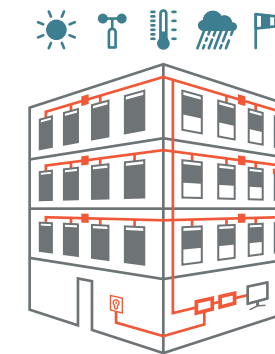
Scalable Solutions

From single or multiple rooms or floors to an entire building, Somfy's animeo® IP installations are suitable for a wide variety of applications. They provide the flexibility to expand and meet the needs of projects of all sizes and types.



SINGLE ROOM OR SINGLE FLOOR

Automate up to hundreds of motorized shades at a time based on outdoor conditions, or programmed for time-scheduled events, utilizing Somfy Digital Network™ (SDN) technology or Somfy animeo IB+.



MULTIPLE FLOORS OR WHOLE BUILDING

For larger installations, Somfy animeo IP system components easily expand system capacity.

40%

Buildings are responsible for 40% of global energy consumption and 33% of greenhouse gas emissions.¹

38%

HVAC accounts for 38% of a building's energy consumption.²

30%

Well-designed control systems can increase building efficiency up to 30% without the need to upgrade existing appliances.³

35%

In test cases, applying automated shading, daylight harvesting, LED lighting, and advanced lighting controls resulted in lighting energy savings between 35% and 42%.⁴

¹ World Economic Forum / Why buildings are the foundation of an energy-efficient future / Feb 22, 2021 | ² Science Direct / Elsevier Energy Reports / November 2022 | ³ U.S. Department of Energy / Quadrennial Technology Review September 2015 | ⁴ New Buildings Institute / Getting Control of Comfort and Energy: The Benefits of Upgrading to Automated Shades and Advanced Lighting in Commercial Buildings / May 2021

Intelligent Building Partners

Somfy is proud of our robust network of integration partners, collaborating to develop expanded automation solutions for our commercial building customers, today and in the future.

Encelium

Encelium is a leading global high-tech company with a history dating back more than a century. Somfy works together with Encelium to achieve an optimal balance of artificial and natural lighting in buildings of all sizes. Encelium's innovations in photonics technology enable people all over the world to see better, and to communicate, travel, work, and live better.

Molex

As a leading provider of electronic components and solutions, Molex views innovation as a tool for solving complex customer challenges. Somfy is integrated into the Molex CoreSync EcoSystem Alliance, powering automated shading solutions for commercial spaces via Power-Over-Ethernet (PoE) technology.

Cisco

Cisco is the worldwide technology leader making the Internet work since 1984. Together, Somfy and Cisco power smart projects that improve building performance and occupant comfort. Cisco's people, products, and partnerships help companies in a variety of industries to securely connect and seize tomorrow's digital opportunities today.

Igor

Igor, Inc. is a leading commercial provider of PoE-based smart building platform solutions, including software, hardware, and cloud analytics. Igor's most recent usability updates to its Gateway enterprise software include native support for user-friendly actuator control of Somfy shading systems.

Schneider Electric

Schneider Electric is leading the digital transformation of energy management and automation around the globe. Somfy and Schneider Electric are partners in creating a Connectivity Ecosystem for homes, mid-size buildings, and hotels.

Other Vital Partnerships

Our network of partners in intelligent building systems, networked lighting control, and building automation continues to expand every year.




Intelligent Control Solutions

Somfy offers intelligent motorization solutions that are compatible with most buildings' existing control system technologies – including Network/PoE systems, digital technology, and wired building controls. Choose the right solution that suits your needs; Somfy's Commercial Specification Team will work with you and support your project every step of the way.

Flexibility with a Variety of Building Types

Somfy has experience designing dynamic control solutions based on the unique requirements of virtually any building type, including new and retrofit applications. We are passionate about creating solutions that ensure the best possible working and living conditions.



IT Networking/PoE Technology

Power over Ethernet (PoE) distributes network signals and electrical power to transmit communication over standard low-voltage category cabling to various endpoints including shades, draperies, lighting, HVAC controls, and other networked devices in new or existing projects.

Using PoE technology for shading systems provides a host of advantages and capabilities:

- Delivers both data and power over Cat5e/Cat6 Ethernet cable
- Reduces costs by eliminating the need for AC power infrastructure
- Lowers requirements and dependence on certified electricians for installation
- Decreases cabling costs compared to typical line voltage or specialized low-voltage cable
- Facilitates installation in remote locations

Somfy Motor and Controls Compatibility

| MOTOR TYPE | IT NETWORKING | 3 DIGITAL TECHNOLOGY OPTIONS | | | WIRED TECHNOLOGY | |
|---------------------------|---------------------|------------------------------|-----|--------|------------------|-------------|
| | POWER OVER ETHERNET | IB+ (TOUCHBUCO) | SDN | ANIMEO | WIRED | DRY CONTACT |
| SONESSE 30 RS485 DC | X | | X | X | | |
| SONESSE ULTRA 50 RS485 DC | X | | X | X | | |
| IRISMO 35 RS485 | X | | X | | | |
| GLYDEA ULTRA 35 SDN | | | X | | | |
| GLYDEA ULTRA 60 SDN | | | X | | | |
| SONESSE 40 RS485 AC (NEW) | | | X | X | | |
| SONESSE ULTRA 50 RS485 AC | | | X | X | | |
| SONESSE 50 RS485 AC | | | X | X | | |
| LT50 RS485 AC | | | X | X | | |
| R28 WT | | X | | | X | |
| SONESSE 40 WT | | X | | | X | |
| SONESSE 50 WT | | X | | | X | |
| LS40 WT | | X | | | X | |
| LT50 WT | | X | | | X | |
| LT60 WT | | | | | | X |
| SONESSE 30 DCT | | | | | | X |
| IRISMO 35 DCT | | | | | | X |



Somfy Digital Network (SDN)

The Somfy Digital Network operates as either a stand-alone option or included in animeo IP systems. SDN components are integrated into a system designed to operate a broad range of products, including roller shades, over a standard RS485 network. Bi-directional communication allows status feedback from each motor on the network in real time. SDN utilizes a bus network architecture so you can establish a remote connection to the system from most locations throughout the building.


A stand-alone SDN scalable shading system, without a system-wide master controller, provides powerful yet economical building solutions:

- Manage unique addresses for each intelligent motor.
- Operate AC line voltage motors and DC low voltage motors on a single intelligent network with no gateway devices required.
- Manufacturers can pre-set upper and lower motor limits, adjustable on-site via handheld device.
- Configure and manage controllers, schedules, and motor groupings from any point in the system's wiring network.
- Each motor automatically aligns itself to a referenced shade position upon receiving a command from the network.

Somfy's energy-saving digital control systems provide optimal control of window coverings based on weather input from sensors, pre-programmed settings, or local user control.



Lowered coverings help prevent heat loss on cooler days during nighttime hours.



Lower window coverings during the warmest part of the day to reduce heat gain.



Digital Technology: animeo IP

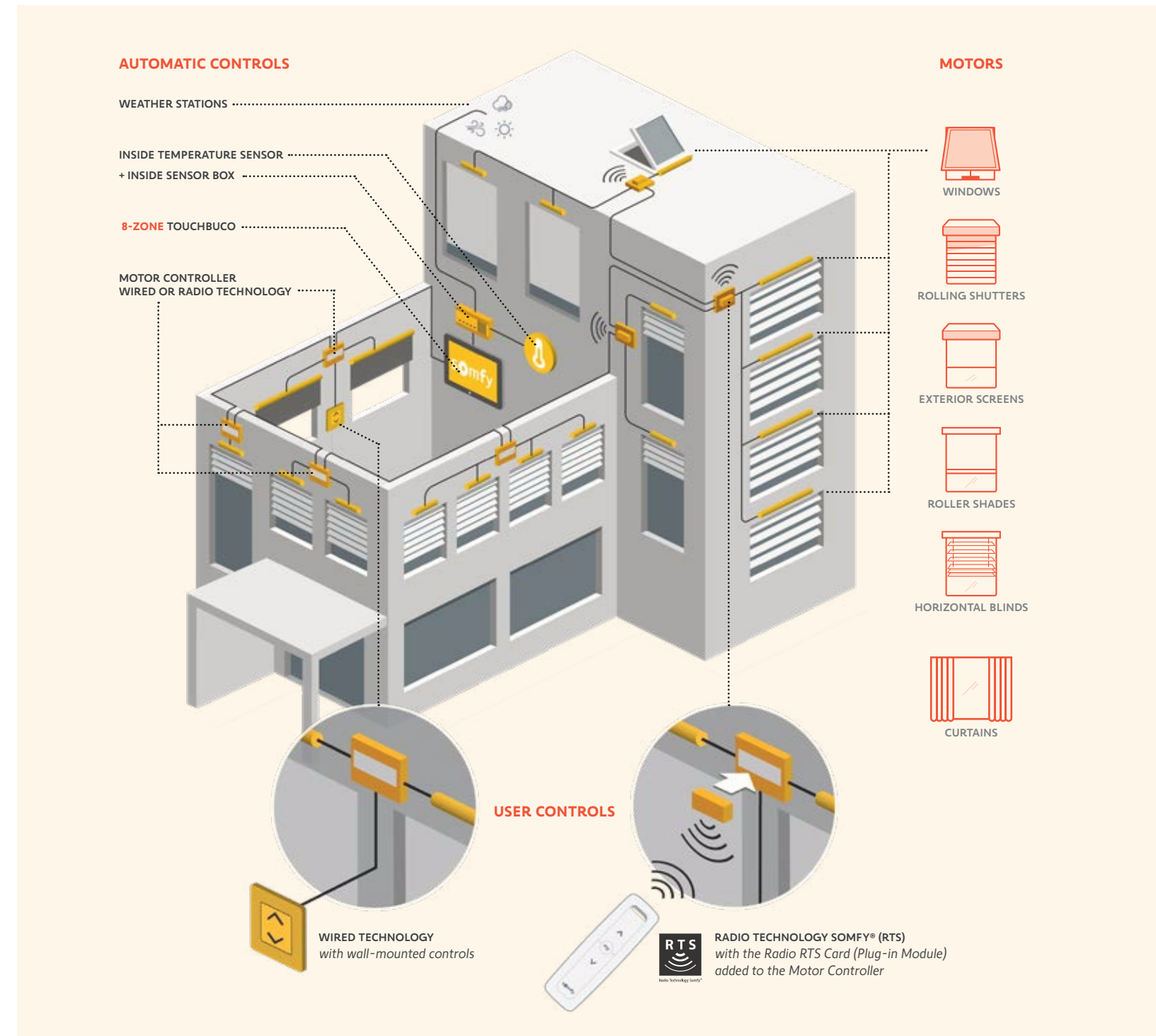
Somfy's animeo IP portfolio consists of intelligent building controls, motor controls, local controls, and a full array of sensors and accessories. This complete range of proven solutions ensures maximum functionality and flexibility, as well as a simple installation process. Moreover, our products are naturally compatible with each other to ensure interoperability. Our intelligent solutions to automatically control solar shading will enhance occupants' comfort and well-being while improving the building's energy efficiency:

- Advanced scheduling with the timed-events feature ensures the building is running as efficiently as possible during periods of high occupancy or low occupancy.
- The right balance of wall-mounted keypads, wireless controls, and virtual keypads provides occupants with versatile control over nearby window coverings.
- Sun tracking automates natural light management based on the sun's position and façade direction to minimize glare and maximize effective daylight.
- animeo IP/RS485 technology provides bi-directional status reporting of window covering positions, allowing easy, at-a-glance system status snapshots.
- Intuitive user interface allows simplified commissioning, building management, and technical support with drag-and-drop zone creation and motor discovery.
- Solar Entrance Depth Management adjusts shade height through the day to protect furnishings, maximize daylight, and minimize glare.

Digital Technology: Touch Building Controller

The animeo IB+ Touch Building Controller (Touch Bucu™) provides simple, intuitive touch-screen control over a building's shading systems. It is designed for easy, reliable use in small-to-medium commercial buildings, providing a flexible solution that is ideal for single-tenant or multi-tenant offices.

- Up to eight individually configurable zones allowing control of blinds, screens, rolling shutters, and more
- Suitable for use with a variety of interior and exterior window coverings
- Four selectable control modes – from fully automated to occupant control
- Sun tracking control, for optimal visual comfort and energy-saving performance throughout the day
- Retrieval and display of up to three months of data (events, settings, sensors, etc.)
- Compatibility with all animeo IB+ motor controllers and two-wire IB+ bus technology
- Easy, unique allocation of motors and façades with fast software upgrades
- Ready to fit and ready to work: less cabling, quick handling, and equipment that adapts to a changing environment




Wired Technology (WT) Building Control Systems

Standard wired technology controls offer a time-tested and cost-effective solution for many building applications. In new construction or renovations, WT solutions provide simple and reliable control for installations that require less sophisticated management solutions.

A variety of individual control options utilizing DCT or wired switches are available. The common motor options available for wired technology are durable, dependable, and feature a wide variety of torques and speeds for interior or exterior motorized shading applications.

The Somfy Individual Group Control (IGC) 4n1 Motor Controller is a scalable wired device allowing individual and group control for up to four Somfy® Wired Technology (WT) motors.

- Up to three intermediate positions per motor, preset at 25%, 50%, and 75% openness
- Custom intermediate positions set by user with a DecoFlex Dry Contact Keypad (1811402)
- Synchronized control, from a single keypad, of multiple IGC 4n1 Motor Controllers daisy-chained together
- Four keypad ports and two master ports





Power & Network Technologies

Somfy's power supply and networking equipment keeps your projects on the leading edge of innovative technology and cost-saving efficiency. Somfy® continues to improve and evolve with the constant development of new products and technologies to meet the demands of a changing market.

| | |
|----------------------------------|-----------|
| Somfy Digital Network Components | 59 |
| Power Over Ethernet (PoE) | 64 |



Somfy Digital Network Components

The Somfy Digital Network (SDN) is the latest generation of busline-enabled intelligent components, integrated into a cost-effective, scalable system to operate blinds, shades, solar screens, projection screens, and other end products over a standard network.

Bi-directional communication provides feedback from each motor on the network, allowing the system to view the position and status of any motor in real time. The SDN network runs over standard network architecture, allowing users to connect to the system from anywhere with internet access.

Data Hub

The Data Hub is a Somfy Digital Network (SDN) bus distribution component which adds five device ports to an SDN bus line. The device ports support wire stubs with a maximum length of 200 feet.

Mini Data Hub

Perfect for smaller-scale applications, Somfy Mini Data Hub connects up to three additional devices to an SDN bus line using industry standard RJ45 connections. It is compatible with most home or building automation systems, including Somfy digital user interfaces and SDN RS485 motors.



Data Panel

Somfy Data Panel is a bus distribution component used to start or grow a Somfy Digital Network (SDN) system. This device adds four isolated bus segments to an SDN system. Each isolated bus segment output supports up to 255 devices, a maximum of 4,000 ft. of bus wiring per segment, and supplies as many as 100 power units. The in-wall or on-wall mountable enclosure offers separated line and low voltage areas for ease of installation.

SDN Keypads

DecoFlex™ Digital Keypads for the Somfy Digital Network (SDN) are intelligent, intuitive control devices that provide a hard-wired, in-wall user interface for stand-alone SDN shading systems. Keypads provide users with a familiar way to adjust their environment for personal comfort.

Somfy animeo® IP Components

Somfy's animeo IP is an automation system for natural light management utilizing Somfy intelligent motorized window coverings, as well as digital keypads and weather sensors. The system's controllers, sensors, and keypads provide automation to new and existing SDN installations, enabling comprehensive solar management as either a stand-alone solution or with third-party control systems. Its intuitive user interface allows for simplified commissioning, building management, and technical support featuring drag-and-drop programming, motor auto discovery, and at-a-glance real-time system status updates.

Somfy animeo® Keypads

Somfy DecoFlex Keypads provide a simple in-wall user interface for animeo IP systems. The keypad offers users a familiar way to adjust their environment for personal comfort without affecting the overall efficiency of the building.





BUILDING CONTROLLER The animeo IP Building Controller features a sophisticated graphical user interface and built-in software applications for managing scheduled events, sun tracking, and virtual web-based keypads. An animeo IP Building Controller is required for every animeo IP installation. For larger animeo IP systems (over 200 motors), animeo IP Sub Controllers must be used.

SUB CONTROLLER The animeo IP Sub Controller expands the system's capacity beyond the initial 200 motors supported by the animeo IP Building Controller. Each additional Sub Controller supports 200 motors.

SENSOR SYSTEMS Somfy animeo IP sensors deliver data on current conditions to the Building Controller in real time, including temperature, light intensity, wind, and weather variables. This allows natural light management systems to react and adjust automatically as conditions change.



Power Over Ethernet (PoE)

Power over Ethernet (PoE) distributes electrical power and communicates data over a single low-voltage cable to shades, draperies, LED lighting, HVAC controls, and other networked devices utilizing the building network as a communications backbone. PoE reduces costs and saves time in new or existing projects by eliminating the need for AC or DC power supplies, and by reducing dependence on electricians or installation.

PoE Gateway

A key component of Somfy's Power over Ethernet network is the SDN PoE Gateway. The PoE Gateway component can power and control up to four separate motors with a single module and facilitate expansion of PoE technology to power and control shades and draperies — even across longer distances and to hard-to-reach spots.

The PoE Gateway is compatible with the following Somfy motor systems:

- Sonesse® 30 RS485 DC
- Sonesse 50 Ultra DC RS485
- Irismo™ 35 Mini DC





Interior Applications

For new home applications and retrofit opportunities alike, Somfy® offers smart, simple, easy-to-use natural-light management solutions to suit every project and any end-user need. Each is designed to fit comfortably within virtually any living environment to enhance interior comfort, convenience, and safety year-round.

| | |
|---------------------------|------------|
| Smart Technologies | 68 |
| Shade & Blind Motors | 70 |
| Shade & Blind Accessories | 98 |
| Drapery Motors | 150 |
| Drapery Accessories | 156 |

Smart Technologies

Somfy-powered shades, blinds, draperies, and screen systems integrate easily with the latest smart home technologies, allowing simple and intuitive control of indoor shading via voice commands or smart device app. Advanced smart control systems, such as TaHoma®, make it easy to program routine actions based on time of day or current light and temperature conditions. Users are able to create scenes that operate multiple functions with one command — such as a “Wake Up” scene that opens roller shades, switches on lights, and plays a music playlist on a smart speaker all at once. They can also program a simple schedule that opens or closes blinds at certain times of the day automatically.

Motorized Blinds, Shades, and Draperies

Now more than ever, people are re-discovering the art of living well at home. Somfy-powered indoor natural-light management products are designed to enhance the lifestyle and enjoyment of the user within their home environment anytime.

CONTROL NATURAL LIGHT Motorized blinds, shades, and draperies allow more than just convenience. Somfy’s custom-made solutions provide the ability to play with light and space within a room to create a mood with one-touch simplicity.

DO NOT DISTURB Our latest lineup of motors for indoor applications are designed for quiet operation when opening and closing. End users can enjoy the silence with fewer distractions.

ENERGY EFFICIENCY Somfy motorized solutions make it easy to reduce energy costs by keeping out the light and heat on the warmest days, and allowing in sunlight and warmth on chilly days.

POWER SOURCE FLEXIBILITY Somfy makes motorized light-management solutions come to life with a choice of power supply options, including the plug-in convenience of AC current, the efficiency of low-voltage DC current, and the flexibility of wirefree™ technology.

RELIABILITY AND PEACE OF MIND Somfy motors are backed by a full five-year warranty.



Shade & Blind Motors



Designed for Silence Sonesse offers whisper-quiet operation for those "do not disturb" moments.



Power Options Wired and wirefree, there's a Somfy motor to fit any project.



Privacy Just a quick touch easily creates a secluded retreat from the outside world.



Smart Home Intelligent control systems for convenient, smart home management.



Energy Efficiency Automated control of natural light enables end-users to realize energy savings in all seasons.



Technologies Innovative technologies provide a range of options to meet the most demanding situations.

Sonessa® 40 AC Motors Radio Technology Somfy® (RTS)



The Sonessa® 40 range is putting window coverings in motion with quiet precision. These motors are ideal for variety of interior window covering applications. Radio Technology Somfy® (RTS) allows wireless radio control of motorized applications via the RTS family of controls.

Quiet Operation

- Features 4 patent-pending designs that help to reduce motor operating sound.
- Brake, rotor, gearbox, and accessories all specially designed to absorb sources of noise.

Wide Range of Solutions

- Compact 40mm design adapts easily to smaller shading hardware, requiring less mounting space.
- Compatible with Somfy's full range of RTS controls and accessories.

Simplified Fabrication and Installation

- Compatible with leading industry hardware solutions.
- Streamlined programming.

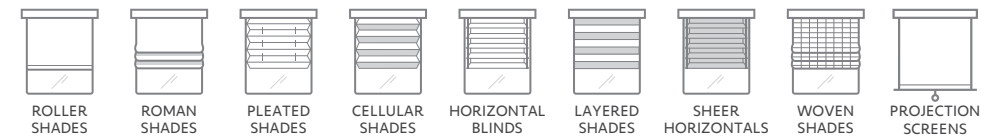
Universal Quick Connector

- Molded in white to match connector and cable colors.
- For interior and exterior IP55 (diameter 40 & 50) motors, radio and wired.
- UL recognized for a safe, easy-to-use connection.
- Plug & play extensions (no electrician needed).
- Limited motor SKUs to effectively manage inventory.
- Flexibility to manage extension lengths as needed.

Main functions

- M** Medium sized blinds
- my** Compatible with Variation
- ⚙️** Quick & easy settings
- ⚡** Electronic end limits
- ⏏** Remote limit setting
- my** MY function

Compatible end-products



| NAME | HEAD TYPE | TORQUE (Nm) | SPEED (RPM) | INPUT VOLTAGE | RATED CURRENT (AMPS) | MOTOR LENGTH (INCHES) | CABLE LENGTH (FEET) | TECHNOLOGY | ITEM NUMBER |
|---|-----------|-------------|-------------|---------------|----------------------|-----------------------|---------------------|-------------|-------------|
| SONESSE® 40 RTS 404S2 RH WITHOUT FAST CONNECTOR | ROUND | 4 | 36 | 120V AC 60HZ | 0.95 | 20.47 | 9.84 | RTS 433 MHZ | 1001636 |
| SONESSE® 40 RTS 404S2 RH WITH FAST CONNECTOR | ROUND | 4 | 36 | 120V AC 60HZ | 0.95 | 20.47 | 1.64 | RTS 433 MHZ | 1240380 |
| SONESSE® 40 RTS 406A2 RH WITH FAST CONNECTOR | ROUND | 6 | 24 | 120V AC 60HZ | 0.95 | 21.69 | 1.64 | RTS 433 MHZ | 1240381 |
| SONESSE® 40 RTS 409R2 RH WITH FAST CONNECTOR | ROUND | 9 | 14 | 120V AC 60HZ | 0.95 | 21.69 | 1.64 | RTS 433 MHZ | 1240382 |

Sonesse® 40 AC Motors

Standard Motors - Progressive Limit Adjustment

The Sonesse® 40 range is putting window coverings in motion with quiet precision. These motors are ideal for a variety of interior window covering applications.

Quiet Operation

- Features 4 patents pending design features that help to reduce motor operating sound.
- The brake, rotor, gearbox and accessories are all specially designed to absorb sources of noise.

Wide Range of Solutions

- Its compact 40mm design adapts easily to smaller shading hardware, therefore requiring less mounting space.
- Offers standard AC switching via simple wall switch or control module.
- Zero stand-by power consumption.

Simplified Fabrication and installation

- Compatible with leading industry hardware solutions.
- Simple mechanical limit setting via progressive setting screw means no need for laptop or specific electronic setting tool.

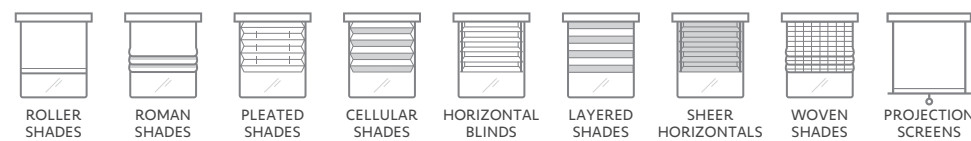
Universal Quick Connector

- Molded in white to match connector and cable colors.
- For interior and exterior IP55 (diameter 40 & 50) motors, radio and wired.
- UL recognized for a safe, easy-to-use connection.
- Plug & play extensions (no electrician needed).
- Limited motor SKUs to effectively manage inventory.
- Flexibility to manage extension lengths as needed.

Main functions

- M** Medium sized blinds
- Progressive limit setting

Compatible end-products



| NAME | HEAD TYPE | TORQUE (Nm) | SPEED (RPM) | INPUT VOLTAGE | RATED CURRENT (AMPS) | MOTOR LENGTH (INCHES) | CABLE LENGTH (FEET) | TECHNOLOGY | ITEM NUMBER |
|--|-----------|-------------|-------------|---------------|----------------------|-----------------------|---------------------|------------|-------------|
| SONESSE® 40 WT 404S2 RH WITHOUT FAST CONNECTOR | ROUND | 4 | 36 | 120V AC 60HZ | 0.95 | 18.82 | 6.56 | WIRED | 1001553 |
| SONESSE® 40 WT 404S2 RH WITH FAST CONNECTOR | ROUND | 4 | 36 | 120V AC 60HZ | 0.95 | 18.82 | 1.64 | WIRED | 1240377 |
| SONESSE® 40 WT 406A2 RH WITH FAST CONNECTOR | ROUND | 6 | 24 | 120V AC 60HZ | 0.95 | 20.08 | 1.64 | WIRED | 1240378 |
| SONESSE® 40 WT 409R2 RH WITH FAST CONNECTOR | ROUND | 9 | 14 | 120V AC 60HZ | 0.95 | 20.08 | 1.64 | WIRED | 1240379 |



LS40 Altus® AC Motors

Radio Technology Somfy® (RTS)

The LS40 Altus is a universal solution for exterior & interior applications.

Wide Range of Solutions

- Compact 40mm design adapts easily to smaller shading hardware, requiring less mounting space.
- Compatible with Somfy's full range of RTS controls and accessories.

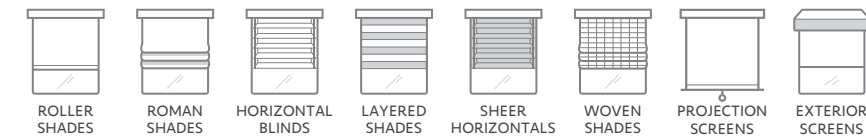
Universal Quick Connector

- Molded in white to match connector and cable colors.
- For interior and exterior IP55 (diameter 40 & 50) motors, radio and wired.
- UL recognized for a safe, easy-to-use connection.
- Plug & play extensions (no electrician needed).
- Limited motor SKUs to effectively manage inventory.
- Flexibility to manage extension lengths as needed.

Main functions

- M** Medium sized blinds
- Quick & easy settings
- Electronic end limits
- Remote limit setting
- MY function
- Compatible with rain, sun, & wind sensors

Compatible end-products



| NAME | HEAD TYPE | TORQUE (Nm) | SPEED (RPM) | INPUT VOLTAGE | RATED CURRENT (AMPS) | MOTOR LENGTH (INCHES) | CABLE LENGTH (FEET) | TECHNOLOGY | ITEM NUMBER |
|---|-----------|-------------|-------------|---------------|----------------------|-----------------------|---------------------|-------------|-------------|
| ALTUS® RTS 404S2 RH WITH FAST CONNECTOR | ROUND | 4 | 36 | 120V AC 60HZ | 0.90 | 20.47 | 1.64 | RTS 433 MHZ | 1240260 |



Sonesse® ULTRA 50 AC Motors Radio Technology Somfy® (RTS)

Motorize a wide variety of window coverings to create the perfect environment, and enjoy the peace and serenity provided by the Sonesse® ULTRA. It offers exceptional lifting capacity so users can enjoy powerful operation in a quiet, relaxing setting.

ULTRA Powerful

- Superior torque of up to 6Nm allows the motor to be installed for almost any application on the market.
- Allows for a single Sonesse ULTRA to multi-band up to six shades.

ULTRA Quiet

- Packed with innovations and patented technologies that provide 6Nm of power and an acoustic performance of less than 38dBA.
- Most powerful and quietest motor on the market.

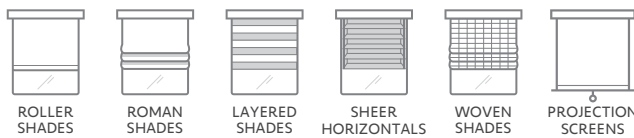
ULTRA Flexible

- Available for a variety of control systems, for all types of spatial configurations in commercial and residential buildings, and in both new and renovated projects.
- Radio Technology Somfy® (RTS) allows wireless radio control of motorized applications via the RTS family of controls.

Main functions

- Large window coverings
- Quick & easy settings
- Electronic end limits
- Remote limit setting
- MY function

Compatible end-products



| NAME | HEAD TYPE | TORQUE (Nm) | SPEED (RPM) | INPUT VOLTAGE | RATED CURRENT (AMPS) | MOTOR LENGTH (INCHES) | CABLE LENGTH (FEET) | TECHNOLOGY | ITEM NUMBER |
|-----------------------------|-----------|-------------|-------------|---------------|----------------------|-----------------------|---------------------|-------------|-------------|
| SONESSE® ULTRA 506A2 RTS | STAR | 6 | 24 | 120V AC 60HZ | 0.95 | 32.40 | 9.84 | RTS 433 MHZ | 1002562 |
| SONESSE® ULTRA 506A2 RTS RH | ROUND | 6 | 24 | 120V AC 60HZ | 0.95 | 32.28 | 9.84 | RTS 433 MHZ | 1002564 |



Sonesse® ULTRA 50 AC Motors Somfy Digital Network™ (SDN) RS485

Motorize a wide variety of window coverings to create the perfect environment, and enjoy the peace and serenity provided by the Sonesse® ULTRA. It offers exceptional lifting capacity so users can enjoy powerful operation in a quiet, relaxing setting.

ULTRA Powerful

- Superior torque of up to 6Nm allows the motor to be installed for almost any application on the market.
- Allows for a single Sonesse ULTRA to multi-band up to six shades.

ULTRA Quiet

- Packed with innovations and patented technologies that provide 6Nm of power and an acoustic performance of less than 38dBA.
- Most powerful and quietest motor on the market.

ULTRA Flexible

- Available for a variety of control systems, for all types of spatial configurations in commercial and residential buildings, and in both new and renovated projects.

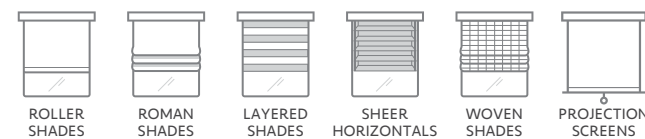
Two-way Communication

- Offers intelligent two-way communication via the industry standard RS485 for compatibility with the Somfy Digital Network (SDN).
- Easily integrates with third-party control systems.
- Intelligent motors that are controlled and monitored via SDN solutions and the animeo® IP total solar management system.

Main functions

- Large window coverings
- Position feedback
- Quick & easy settings
- Electronic end limits
- Advanced diagnostic

Compatible end-products



| NAME | HEAD TYPE | TORQUE (Nm) | SPEED (RPM) | INPUT VOLTAGE | RATED CURRENT (AMPS) | MOTOR LENGTH (INCHES) | CABLE LENGTH (FEET) | TECHNOLOGY | ITEM NUMBER |
|----------------------------|-----------|-------------|-------------|---------------|----------------------|-----------------------|---------------------|------------|-------------|
| SONESSE® ULTRA 506A2 RS485 | STAR | 6 | 24 | 120V AC 60HZ | 0.95 | 33.58 | 9.84 | RS485 | 1002566 |



Sonesse® ULTRA 50 AC Motors Standard Motors - Rapid Limit Adjustment

Motorize a wide variety of window coverings to create the perfect environment, and enjoy the peace and serenity provided by the Sonesse® ULTRA. It offers exceptional lifting capacity so users can enjoy powerful operation in a quiet, relaxing setting.

ULTRA Powerful

- Superior torque of up to 6Nm allows the motor to be installed for almost any application on the market.
- Allows for a single Sonesse ULTRA to multi-band up to six shades.

ULTRA Quiet

- Packed with innovations and patented technologies that provide 6Nm of power and an acoustic performance of less than 38dBA.
- Most powerful and quietest motor on the market.

ULTRA Flexible

- Available for a variety of control systems, for all types of spatial configurations in commercial and residential buildings, and in both new and renovated projects.

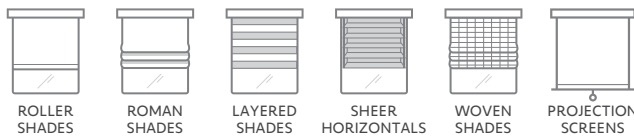
More Features

- Easily adjust limits using rapid push-buttons.
- No power consumption when motor is idle.
- Star and round head options available.
- Standard control options include wired wall switches or switching controls.

Main functions

- Large window coverings
- Quick & easy settings
- Rapid limit adjustments

Compatible end-products



| NAME | HEAD TYPE | TORQUE (Nm) | SPEED (RPM) | INPUT VOLTAGE | RATED CURRENT (AMPS) | MOTOR LENGTH (INCHES) | CABLE LENGTH (FEET) | TECHNOLOGY | ITEM NUMBER |
|-------------------------|-----------|-------------|-------------|---------------|----------------------|-----------------------|---------------------|------------|-------------|
| SONESSE® ULTRA 506A2 | STAR | 6 | 24 | 120V AC 60HZ | 0.95 | 31.42 | 9.84 | WIRED | 1002558 |
| SONESSE® ULTRA 506A2 RH | ROUND | 6 | 24 | 120V AC 60HZ | 0.95 | 31.30 | 9.84 | WIRED | 1002560 |



Sonesse® 50 AC Motors Radio Technology Somfy® (RTS)

The Sonesse® 50 range puts window coverings in motion with quiet precision. It's an ideal choice for a variety of interior and exterior window covering applications. Radio Technology Somfy® (RTS) allows wireless radio control of motorized applications via the RTS family of controls.

Multiple Applications

- Interior, Exterior, Residential, Commercial, Integrated solutions.

Simple Installation & Setup

- Compatible with leading industry hardware.
- Can be mounted in the bracket six different ways.
- Features a "snap-on" style connection for roller tube adaptors.
- Interchangeable power cords, or a quick connector with extension options, provide multiple power cord lengths to meet installation demands.
- Radio Technology Somfy (RTS) provides wireless commands to eliminate control wiring.
- Limits easily set using a hand-held remote.
- Suitable for tubes diameter 47mm or more (internal diameter)

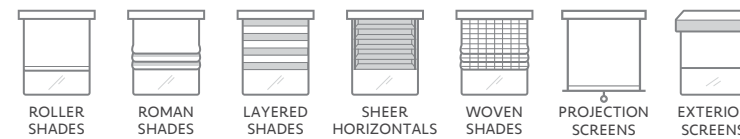
Wide Compatibility

- Compatible with Somfy's full range of RTS controls and accessories.
- Users can use natural voice and app commands to control motorized products by adding TaHoma.
- Easily integrates with third-party control systems.

Main functions

- Large window coverings
- Compatible with rain, sun, & wind sensors
- Quick & easy settings
- Electronic end limits
- Remote limit setting
- MY function

Compatible end-products



| NAME | HEAD TYPE | TORQUE (Nm) | SPEED (RPM) | INPUT VOLTAGE | RATED CURRENT (AMPS) | MOTOR LENGTH (INCHES) | CABLE LENGTH (FEET) | TECHNOLOGY | ITEM NUMBER |
|-----------------------|-----------|-------------|-------------|---------------|----------------------|-----------------------|---------------------|-------------|-------------|
| SONESSE® 506S2 RTS | STAR | 6 | 32 | 120V AC 60HZ | 1.20 | 26.22 | 9.84 | RTS 433 MHZ | 1001809 |
| SONESSE® 510S2 RTS | STAR | 10 | 32 | 120V AC 60HZ | 1.67 | 26.22 | 9.84 | RTS 433 MHZ | 1001807 |
| SONESSE® 506S2 RTS RH | ROUND | 6 | 32 | 120V AC 60HZ | 1.20 | 26.10 | 9.84 | RTS 433 MHZ | 1001806 |
| SONESSE® 510S2 RTS RH | ROUND | 10 | 32 | 120V AC 60HZ | 1.67 | 26.10 | 9.84 | RTS 433 MHZ | 1001805 |



Sonesse® 50 AC Motors

Somfy Digital Network™ (SDN) RS485

Offers an intelligent, two-way wired communication with all the benefits of the Sonesse® range.

Multiple Applications

- Interior, Exterior, Residential, Commercial, and Integrated network solutions.

Simple Installation & Setup

- Compatible with leading industry hardware.
- Can be mounted in the bracket six different ways.
- Features a “snap-on” style connection for roller tube adaptors.
- Interchangeable power cords, or a quick connector with extension options, provide multiple power cord lengths to meet installation demands.
- Limits can be set using addressable network limit settings.
- Suitable for tubes diameter 47mm or more (internal diameter).

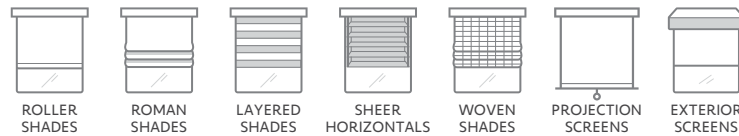
Wide Compatibility

- Compatible with intelligent RS485 technology used with our Somfy Digital Network (SDN).
- Easily integrates with third-party control systems.

Main functions

- Large window coverings
- Position feedback
- Electronic end limits
- Advanced diagnostic

Compatible end-products



| NAME | HEAD TYPE | TORQUE (Nm) | SPEED (RPM) | INPUT VOLTAGE | RATED CURRENT (AMPS) | MOTOR LENGTH (INCHES) | CABLE LENGTH (FEET) | TECHNOLOGY | ITEM NUMBER |
|----------------------|-----------|-------------|-------------|---------------|----------------------|-----------------------|---------------------|------------|-------------|
| SONESSE® 506S2 RS485 | STAR | 6 | 32 | 120V AC 60HZ | 1.20 | 26.22 | 9.84 | RS485 | 1002286 |
| SONESSE® 510S2 RS485 | STAR | 10 | 32 | 120V AC 60HZ | 1.66 | 27.01 | 9.84 | RS485 | 1002287 |

Sonesse® 50 AC Motors

Standard Motors - Rapid Limit Adjustment

Experience all the benefits of the Sonesse® range for large multi-banded/coupled window covering applications.

Multiple Applications

- Interior, Exterior, Residential, and Commercial.

Simple Installation & Setup

- Compatible with leading industry hardware.
- Can be mounted in the bracket six different ways.
- Features a “snap-on” style connection for roller tube adaptors.
- Interchangeable power cords, or a quick connector with extension options, provide multiple power cord lengths to meet installation demands.
- Limits can be set using mechanical rapid adjustment.
- Suitable for tubes diameter 47mm or more (internal diameter).

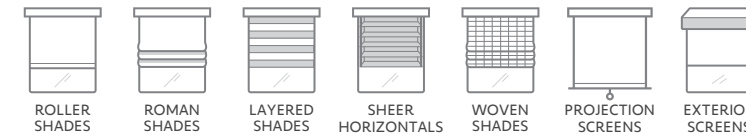
Compatibility

- Compatible with wired control options.
- Easily integrates with third-party control systems.
- No power consumption when motor is idle, a green solution.

Main functions

- Large window coverings
- Rapid limit adjustments
- Quick & easy settings

Compatible end-products



| NAME | HEAD TYPE | TORQUE (Nm) | SPEED (RPM) | INPUT VOLTAGE | RATED CURRENT (AMPS) | MOTOR LENGTH (INCHES) | CABLE LENGTH (FEET) | TECHNOLOGY | ITEM NUMBER |
|-------------------|-----------|-------------|-------------|---------------|----------------------|-----------------------|---------------------|------------|-------------|
| SONESSE® 506S2 | STAR | 6 | 32 | 120V AC 60HZ | 1.20 | 24.25 | 9.84 | WIRED | 1001814 |
| SONESSE® 510S2 | STAR | 10 | 32 | 120V AC 60HZ | 1.67 | 24.25 | 9.84 | WIRED | 1001813 |
| SONESSE® 506S2 RH | ROUND | 6 | 32 | 120V AC 60HZ | 1.20 | 24.13 | 9.84 | WIRED | 1001812 |
| SONESSE® 510S2 RH | ROUND | 10 | 32 | 120V AC 60HZ | 1.67 | 24.13 | 9.84 | WIRED | 1001810 |

Sonesse® 50 AC Motors

Standard Motors - Progressive Limit Adjustment

The Sonesse® 50 puts window coverings in motion with quiet precision. This wired motor features mechanical progressive limits, and is ideal for a variety of interior and exterior window covering applications.

Multiple Applications

- Interior, Exterior, Residential, and Commercial.

Simple Installation & Setup

- Compatible with leading industry hardware.
- Can be mounted in the bracket six different ways.
- Features a "snap-on" style connection for roller tube adaptors.
- Interchangeable power cords, or a quick connector with extension options, provide multiple power cord lengths to meet installation demands.
- Limits can be set using mechanical progressive adjustment.
- Power output upon reaching motor limit.
- Suitable for tubes diameter 47mm or more (internal diameter).

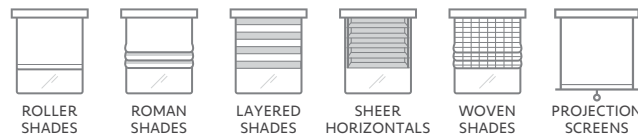
Compatibility

- Compatible with wired control options.
- Easily integrates with third-party control systems.
- No power consumption when motor is idle, a green solution.

Main functions

- Large window coverings
- Progressive limit setting

Compatible end-products



LT50 AC Motors

Somfy Digital Network™ (SDN) RS485

LT50 AC motors offer intelligent two-way communication.

Multiple Applications

- Internal, External, Residential, Commercial, and Integrated network solutions.

Simple Installation & Setup

- Compatible with leading industry hardware.
- Can be mounted in the bracket six different ways.
- Features a "snap-on" style connection for roller tube adaptors.
- Customizable power cord lengths based on installation requirements.
- Limits may be set using progressive screw adjustment buttons, a radio transmitter, or addressable network limit settings.

Easy Integration

- Suitable for tubes diameter 47mm or more (internal diameter)
- Removable cable

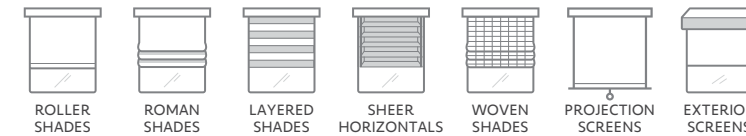
Wide Compatibility

- Compatible with the Somfy Digital Network (SDN)
- Easily integrates with third-party control systems

Main functions

- Large window coverings
- Position feedback
- Electronic end limits
- Advanced diagnostic

Compatible end-products



| NAME | HEAD TYPE | TORQUE (Nm) | SPEED (RPM) | INPUT VOLTAGE | RATED CURRENT (AMPS) | MOTOR LENGTH (INCHES) | CABLE LENGTH (FEET) | TECHNOLOGY | ITEM NUMBER |
|-------------------|-----------|-------------|-------------|---------------|----------------------|-----------------------|---------------------|------------|-------------|
| SONESSE® 506S2 PS | STAR | 6 | 32 | 120V AC 60HZ | 1.20 | 24.25 | 6.56 | WIRED | 1001800 |
| SONESSE® 506S2 PA | STAR | 6 | 32 | 120V AC 60HZ | 1.20 | 24.25 | 0.39 | WIRED | 1001801 |
| SONESSE® 510S2 PA | STAR | 10 | 32 | 120V AC 60HZ | 1.67 | 24.25 | 0.39 | WIRED | 1002323 |
| SONESSE® 510S2 PS | STAR | 10 | 32 | 120V AC 60HZ | 1.67 | 24.25 | 6.56 | WIRED | 1002324 |

| NAME | HEAD TYPE | TORQUE (Nm) | SPEED (RPM) | INPUT VOLTAGE | RATED CURRENT (AMPS) | MOTOR LENGTH (INCHES) | CABLE LENGTH (FEET) | TECHNOLOGY | ITEM NUMBER |
|-------------|-----------|-------------|-------------|---------------|----------------------|-----------------------|---------------------|------------|-------------|
| 515S2 RS485 | STAR | 15 | 38 | 120V AC 60HZ | 1.80 | 26.89 | 9.84 | RS485 | 1002427 |
| 535A2 RS485 | STAR | 35 | 20 | 120V AC 60HZ | 2.10 | 26.89 | 9.84 | RS485 | 1002288 |

Sonesse® 30 DC Motors

Radio Technology Somfy® (RTS)

Quiet small shade motorization that features interchangeable, colored motor head covers designed to blend into any décor. This motor adapts to any hardware to consistently reduce the light gap.

Expand Opportunities for Success

- Improved sound level that meets our Designed for Silence criteria.
- Fully UL listed motor, meets safety & inspection requirements.
- New style motor head with interchangeable head covers available in 3 different colors (white, grey, and black).

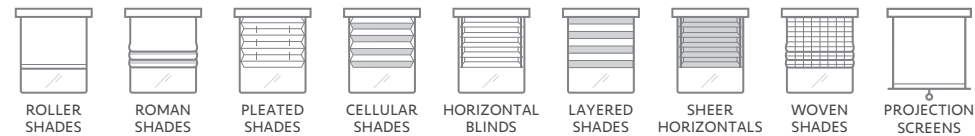
Easy to Fabricate & Install

- Ergonomically friendly manual programming button on the motor head allows easy access and provides local control without a remote.
- LED lights provide visual feedback to confirm communication.
- Thin motor head minimizes the light gap.
- Recessed, interchangeable metal adaptor plates are compatible with industry-leading hardware and maintain the reduced light gap.
- Allows wireless radio control of motorized applications via the RTS family of controls.

Main functions

- Medium sized blinds
- Soft start-stop
- LED indicator
- Adjustable speed
- Speed control
- Compatible with Variation
- Quick & easy settings
- Remote limit setting
- MY function
- Electronic end limits

Compatible end-products



| NAME | HEAD TYPE | TORQUE (Nm) | SPEED (RPM) | INPUT VOLTAGE | RATED CURRENT (AMPS) | MOTOR LENGTH (INCHES) | CABLE LENGTH (FEET) | TECHNOLOGY | ITEM NUMBER |
|------------------------|-----------|-------------|-------------|---------------|----------------------|-----------------------|---------------------|-------------|-------------|
| SONESSE® 30 RTS 24V DC | ROUND | 2 | 25 | 24V DC | 0.63 | 17.61 | 0.82 | RTS 433 MHZ | 1241142 |



Sonesse® 30 DC Motors

Somfy Digital Network™ (SDN) RS485

The Sonesse® range puts window coverings in motion with ultra-quiet precision. The compact, low-profile motor Sonesse®30 RS485 2/28 is easily concealed within headrails, cassette systems, or smaller pocket sizes.

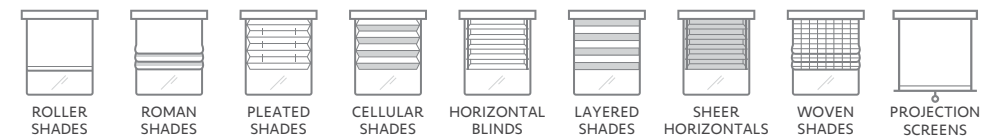
Main Features

- Quiet technology for any setting.
- Scalable, intelligent wired shading for small and large projects.
- Compatible with animeo® IP automated total solar management system.
- Integrates with third-party automation systems.

Main functions

- Medium sized blinds
- Soft start-stop
- LED indicator
- Adjustable speed
- Speed control
- Position feedback
- Quick & easy settings
- Advanced diagnostic
- Electronic end limits

Compatible end-products



| NAME | HEAD TYPE | TORQUE (Nm) | SPEED (RPM) | INPUT VOLTAGE | RATED CURRENT (AMPS) | MOTOR LENGTH (INCHES) | CABLE LENGTH (FEET) | TECHNOLOGY | ITEM NUMBER |
|-------------------|-----------|-------------|-------------|---------------|----------------------|-----------------------|---------------------|------------|-------------|
| SONESSE® 30 RS485 | ROUND | 2 | 28 | 24V DC | 1.15 | 16.02 | 8.20 | RS485 | 1000658 |



Sonesse® 30 DC Motors Dry Contact

Quiet small shade motorization featuring interchangeable, colored motor head covers designed to blend into any décor. Adaptable to any hardware to consistently reduce the light gap.

Expand your opportunities for success

- Improved sound level that meets our Designed for Silence criteria.
- Fully UL listed motor, meets safety & inspection requirements.
- New style motor head with interchangeable head covers available in 3 different colors (white, gray & black).

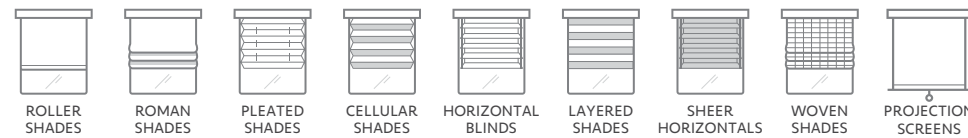
Easy to fabricate & install

- Ergonomically friendly manual programming button on the motor head allows easy access and provides local control without a remote.
- LED lights provide visual feedback to confirm communication.
- Thin motor head also minimizes the light gap.
- Recessed, interchangeable metal adaptor plates are compatible with industry-leading hardware and maintain the reduced light gap.

Main functions

- Medium sized blinds
- Soft start-stop
- LED indicator
- Adjustable speed
- Speed control
- Electronic end limits

Compatible end-products



| NAME | HEAD TYPE | TORQUE (Nm) | SPEED (RPM) | INPUT VOLTAGE | RATED CURRENT (AMPS) | MOTOR LENGTH (INCHES) | TECHNOLOGY | ITEM NUMBER |
|------------------------|-----------|-------------|-------------|---------------|----------------------|-----------------------|------------|-------------|
| SONESSE® 30 DCT 24V DC | ROUND | 2 | 25 | 24V DC | 0.95 | 17.61 | DCT | 1241146 |

Sonesse® ULTRA 50 DC Motors Radio Technology Somfy® (RTS)

Motorize a wide variety of window coverings to create the perfect environment and enjoy the peace and serenity provided by the Sonesse® ULTRA. It offers exceptional lifting capacity so users can enjoy powerful operation in a quiet and relaxing environment.

ULTRA Powerful

- Superior torque of up to 4Nm allows the motor to be installed for almost any application on the market.
- Allows for a single Sonesse ULTRA to multi-band up to six shades.

ULTRA Quiet

- Packed with innovations and patented technologies that provide 4Nm of power and an acoustic performance of less than 38dBA.
- Most powerful and quietest motor on the market.

ULTRA Flexible

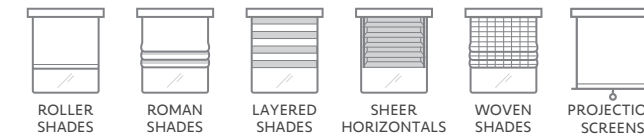
- Available for a variety of control systems, for all types of spatial configurations in commercial and residential buildings, in both new and renovated projects.
- Allows wireless radio control of motorized applications via the RTS family of controls.



Main functions

- Large window coverings
- Soft start-stop
- LED indicator
- Adjustable speed
- Speed control
- Quick & easy settings
- MY function
- Remote limit setting
- Electronic end limits

Compatible end-products



| NAME | HEAD TYPE | TORQUE (Nm) | SPEED (RPM) | INPUT VOLTAGE | RATED CURRENT (AMPS) | MOTOR LENGTH (INCHES) | CABLE LENGTH (FEET) | TECHNOLOGY | ITEM NUMBER |
|------------------------------|-----------|-------------|-------------|---------------|----------------------|-----------------------|---------------------|-------------|-------------|
| SONESSE® ULTRA 504 A8 DC RTS | SQUARE | 4 | 25 | 24V DC | 1.50 | 31.50 | 0.66 | RTS 433 MHZ | 1134023 |

Sonesse® ULTRA 50 DC Motors Somfy Digital Network™ (SDN) RS485

Motorize a wide variety of window coverings to create the perfect environment and enjoy the peace and serenity provided by the Sonesse® ULTRA. It offers exceptional lifting capacity so users can enjoy powerful operation in a quiet and relaxing environment.

ULTRA Powerful

- Superior torque of up to 4Nm allows the motor to be installed for almost any application on the market.
- Allows for a single Sonesse ULTRA to multi-band up to six shades.

ULTRA Quiet

- Packed with innovations and patented technologies that provide 4Nm of power and an acoustic performance of less than 38dBA.
- Most powerful and quietest motor on the market.

ULTRA Flexible

- Available for a variety of control systems, for all types of spatial configurations in commercial and residential buildings, in both new and renovated projects.

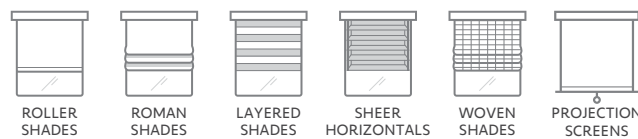
More Features

- Intelligent, two-way communication via the industry standard RS485.
- Integrates with third-party control systems.
- Compatible with animeo® IP total solar management system.

Main functions



Compatible end-products



| NAME | HEAD TYPE | TORQUE (Nm) | SPEED (RPM) | INPUT VOLTAGE | RATED CURRENT (AMPS) | MOTOR LENGTH (INCHES) | CABLE LENGTH (FEET) | TECHNOLOGY | ITEM NUMBER |
|--------------------------------|-----------|-------------|-------------|---------------|----------------------|-----------------------|---------------------|------------|-------------|
| SONESSE® ULTRA 504 A8 DC RS485 | SQUARE | 4 | 25 | 24V DC | 1.50 | 31.50 | 0.66 | RS485 | 1134022 |



Roll Up Wired R28 DC Motors Standard Motors - Rapid Limit Adjustment

Users set blinds and shades in motion using low-voltage wiring which does not require an electrician.

Comfort & Convenience

- Conveniently manage glare.
- Protect furnishings from harmful rays.
- No unsightly lift cords which makes it safer for children and pets.

Energy Savings

- Easily control the amount of sunlight entering the home or building.

Easy to Install

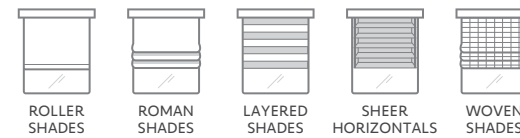
- Flexible wiring thanks to an adjustable cable and plug-in connector.
- Limit end stops adjustable individually with two independent switches.



Main functions



Compatible end-products



| NAME | HEAD TYPE | TORQUE (Nm) | SPEED (RPM) | INPUT VOLTAGE | RATED CURRENT (AMPS) | MOTOR LENGTH (INCHES) | CABLE LENGTH (FEET) | TECHNOLOGY | ITEM NUMBER |
|------------------------------------|-----------|-------------|-------------|---------------|----------------------|-----------------------|---------------------|------------|-------------|
| ROLL UP WIRED R28 (PIN MOUNT) | ROUND | 0.8 | 30 | 24V DC | 0.32 | 11.54 | 0.98 | WIRED | 1002832 |
| ROLL UP WIRED R28 (EAR MOUNT) | ROUND | 0.8 | 30 | 24V DC | 0.32 | 11.54 | 0.98 | WIRED | 1002833 |
| ROLL UP WIRED R28 (STARHOLE MOUNT) | ROUND | 0.8 | 30 | 24V DC | 0.32 | 11.54 | 0.98 | WIRED | 1002834 |

Roll Up 24 WireFree™ (Li-ion) Motor Radio Technology Somfy® (RTS)



The Roll Up 24 is a compact motor that is ideal for applications requiring minimal spacing, such as narrow window openings. It features a built-in rechargeable Li-ion battery for easy maintenance and cost efficiency.



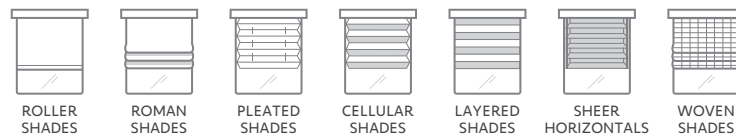
Main Features

- Discreet, compact design to accommodate today's high-performance energy-efficient windows.
- Slow start and stop produces elegant shade movement.
- Compatible with roller/solar shades, Roman shades, woven shades, sheer horizontals, zebra/layered shades and horizontal blinds.
- Wirefree solution for areas where wiring can be costly.
- Backed by Somfy's 5-year warranty.
- Solar charging option.
- ESD Immunity.

Main functions

- S** Small window coverings
- B** Built-in battery
- SS** Soft start-stop
- LED** LED indicator
- A** Adjustable speed
- SC** Speed control
- CV** Compatible with Variation
- SCS** Compatible with solar charging
- MY** MY function
- RLS** Remote limit setting

Compatible end-products



| NAME | HEAD TYPE | TORQUE (Nm) | SPEED (RPM) | INPUT VOLTAGE | RATED CURRENT (AMPS) | MOTOR LENGTH (INCHES) | TECHNOLOGY | ITEM NUMBER |
|-----------------------------------|-----------|-------------|-------------|---------------|----------------------|-----------------------|-------------|-------------|
| ROLL UP 24 WIREFREE™ RTS (LI-ION) | ROUND | 0.55 | 38 | 12V DC | 0.90 | 18.82 | RTS 433 MHZ | 1240278 |

Sonesse® 28 WireFree (Li-ion) Motor Radio Technology Somfy® (RTS)



A Designed for Silence, wirefree motor that features improved sound performance.



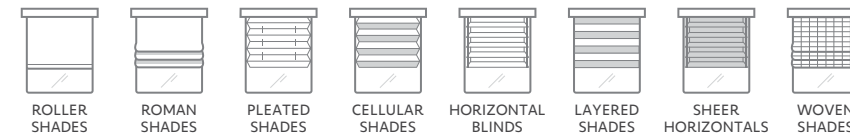
Main Features

- Designed for Silence sound level
- Built-in rechargeable lithium-ion battery
- Recessed programming button
- Improved, smaller diameter head design
- Solar charging option
- ESD immunity
- Uses Sonesse 30 WireFree crown & drive adaptors

Main functions

- M** Medium sized blinds
- B** Built-in battery
- SS** Soft start-stop
- LED** LED indicator
- A** Adjustable speed
- SC** Speed control
- CV** Compatible with Variation
- SCS** Compatible with solar charging
- MY** MY function
- RLS** Remote limit setting

Compatible end-products



| NAME | HEAD TYPE | TORQUE (Nm) | SPEED (RPM) | INPUT VOLTAGE | RATED CURRENT (AMPS) | MOTOR LENGTH (INCHES) | TECHNOLOGY | ITEM NUMBER |
|-----------------------------------|-----------|-------------|-------------|---------------|----------------------|-----------------------|-------------|-------------|
| SONESSE® 28 WIREFREE RTS (LI-ION) | ROUND | 1.1 | 20 | 12V DC | 0.75 | 21.50 | RTS 433 MHZ | 1003297 |

Roll Up 28 WireFree™ (Li-ion) Motors Radio Technology Somfy® (RTS)



The Roll Up 28 offers an improved motor design featuring embedded lithium-ion technology.

Ease of Installation

- Improved redesigned motorhead.
- Recessed programming button on the motor head.
- LED low battery indicator.
- Adjustable speed for precise control.

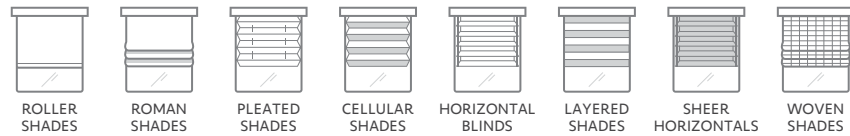
User Comfort & Convenience

- Improved sound level.
- Removeable charging cable.
- Compatible with solar charging options.
- Operates with simple voice commands using TaHoma.
- Solar charging option.
- ESD Immunity.

Main functions

- Medium sized blinds
- Built-in battery
- Soft start-stop
- LED indicator
- Adjustable speed
- Speed control
- Compatible with Variation
- Compatible with solar charging
- MY function
- Remote limit setting

Compatible end-products



| NAME | HEAD TYPE | TORQUE (Nm) | SPEED (RPM) | INPUT VOLTAGE | RATED CURRENT (AMPS) | MOTOR LENGTH (INCHES) | TECHNOLOGY | ITEM NUMBER |
|--------------------------------------|-----------|-------------|-------------|---------------|----------------------|-----------------------|-------------|-------------|
| ROLL UP 28 WIREFREE™ RTS V2 (LI-ION) | ROUND | 1.1 | 20 | 12V DC | 1.10 | 21.38 | RTS 433 MHZ | 1241150 |



Sonesse® ULTRA 30 WireFree (Li-ion) Motor Radio Technology Somfy® (RTS)



The Sonesse ULTRA 30 features a built-in rechargeable lithium-ion battery which means no wiring for installers, minimal maintenance for users! It offers a powerful 2 Nm lifting capacity making it an ultra-quiet and ultra-reliable solution for larger interior shades.

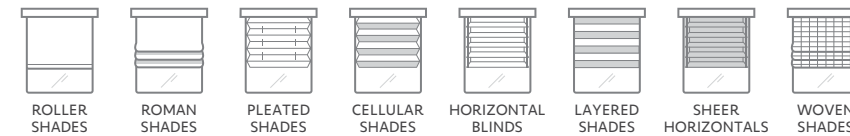
Main Features

- Ultra-quiet operation.
- Built-in rechargeable lithium-ion battery.
- Improved redesigned motorhead.
- LED low battery indicator.
- Removable charging cable.
- Smooth motion with adjustable speed control.
- Compatible with the Situo® 5 Variation RTS remote for precise tilt control.
- Slow start/stop with adjustable speed control.
- Solar charging option.
- ESD immunity.
- Operates with simple voice commands using TaHoma.

Main functions

- Large window coverings
- Built-in battery
- Soft start-stop
- LED indicator
- Adjustable speed
- Speed control
- Compatible with Variation
- Compatible with solar charging
- MY function
- Remote limit setting

Compatible end-products



| NAME | HEAD TYPE | TORQUE (Nm) | SPEED (RPM) | INPUT VOLTAGE | RATED CURRENT (AMPS) | MOTOR LENGTH (INCHES) | TECHNOLOGY | ITEM NUMBER |
|---|-----------|-------------|-------------|---------------|----------------------|-----------------------|-------------|-------------|
| SONESSE® ULTRA 30 WIREFREE RTS (LI-ION) | ROUND | 2 | 20 | 12V DC | 1.50 | 25.59 | RTS 433 MHZ | 1003310 |



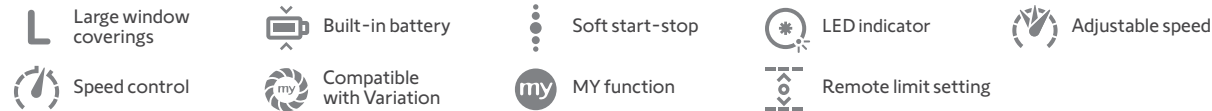
Sonesse® 30 WireFree (Li-ion) Motor Radio Technology Somfy® (RTS)

The Sonesse 30 WireFree (Li-ion) motor includes a built in, rechargeable lithium-ion battery offering a convenient and quiet motorized solution for roller/solar shades, Roman/woven shades, sheer shades and horizontal blinds. It offers a powerful 2 Nm lifting capacity for larger shades.

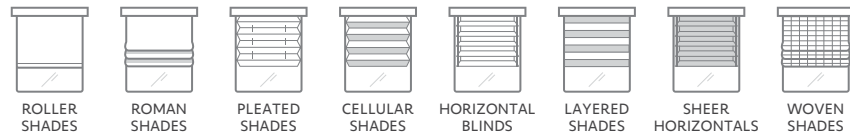
Main Features

- Great for interior applications ranging from small to larger window treatments
- Ideal for areas where wiring is a challenge
- Adjustable speed
- Compatible with Situ Variation for precise tilt control of sheer and Zebra/layered shades
- Flexible speed and tilt power adjustments for optimal customization
- Superior quality, backed by a 5 year warranty

Main functions



Compatible end-products



| NAME | HEAD TYPE | TORQUE (Nm) | SPEED (RPM) | INPUT VOLTAGE | RATED CURRENT (AMPS) | MOTOR LENGTH (INCHES) | TECHNOLOGY | ITEM NUMBER |
|-----------------------------------|-----------|-------------|-------------|---------------|----------------------|-----------------------|-------------|-------------|
| SONESSE® 30 WIREFREE RTS (LI-ION) | ROUND | 2 | 20 | 12V DC | 1.50 | 23.70 | RTS 433 MHZ | 1003128 |



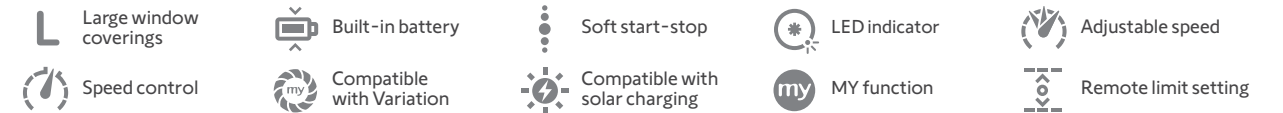
Sonesse® 40 WireFree (Li-ion) Motor Radio Technology Somfy® (RTS)

The Sonesse 40 WireFree is a quiet and powerful motor for a wide range of interior window covering applications. It features a rechargeable built-in lithium-ion battery and a powerful lifting capacity for larger shades.

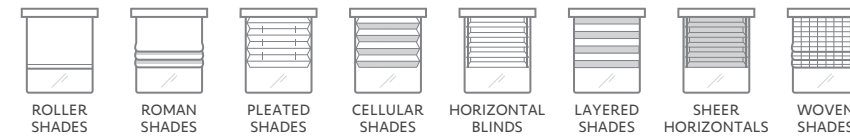
Main Features

- Compact 40mm design easily adapts to smaller shading hardware.
- Built-in rechargeable lithium-ion battery.
- Redesigned discreet motor head.
- Recessed programming button.
- Removable charging cable.
- Solar charging option.
- ESD immunity.

Main functions



Compatible end-products



| NAME | HEAD TYPE | TORQUE (Nm) | SPEED (RPM) | INPUT VOLTAGE | RATED CURRENT (AMPS) | MOTOR LENGTH (INCHES) | TECHNOLOGY | ITEM NUMBER |
|-----------------------------------|-----------|-------------|-------------|---------------|----------------------|-----------------------|-------------|-------------|
| SONESSE® 40 WIREFREE RTS (LI-ION) | ROUND | 3 | 20 | 12V DC | 1.70 | 25.59 | RTS 433 MHZ | 1240485 |



Sonesse® 28 WireFree (External Battery) Motor Radio Technology Somfy® (RTS)



The Sonesse 28 WireFree is a Designed for Silence motor with an improved sound level. It provides the ultimate in quiet performance and is perfect for today's decorative shading solutions.

Increase Opportunities

- Compact for smaller window openings.
- Smooth motion with adjustable speed control.
- LED low battery indicator.

Comfort & Convenience for Users

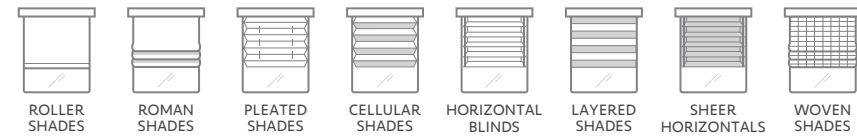
- Designed for Silence, to minimize noise during operation.
- Improved, smaller diameter head design.
- Optional power supply.
- Solar charging option.
- ESD Immunity.



Main functions

Medium sized blinds
 External battery
 Soft start-stop
 LED indicator
 Adjustable speed
 Speed control
 Compatible with Variation
 Compatible with solar charging
 MY function
 Remote limit setting

Compatible end-products



| NAME | HEAD TYPE | TORQUE (Nm) | SPEED (RPM) | INPUT VOLTAGE | RATED CURRENT (AMPS) | MOTOR LENGTH (INCHES) | CABLE LENGTH (FEET) | TECHNOLOGY | ITEM NUMBER |
|---|-----------|-------------|-------------|---------------|----------------------|-----------------------|---------------------|-------------|-------------|
| SONESSE® 28 WIREFREE RTS (EXTERNAL BATTERY) | ROUND | 1.1 | 20 | 12V DC | 1.10 | 13.70 | 0.98 | RTS 433 MHZ | 1241230 |

Roll Up 28 WireFree™ (External Battery) Motors Radio Technology Somfy® (RTS)



The Roll Up 28 WireFree offers an improved motor design and optional lithium-ion external battery power.

Ease of installation

- Improved redesigned motorhead.
- Recessed programming button on the motor head.
- LED low battery indicator.
- Adjustable speed control.

User Comfort & Convenience

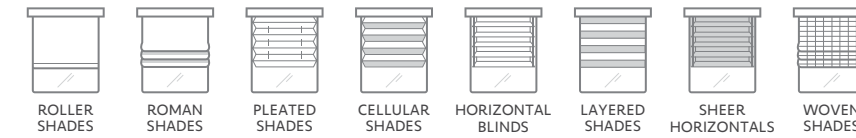
- Improved sound level provides enhanced performance.
- Compatible with solar charging options to harness the energy of the sun.
- Operates with simple voice commands using TaHoma.



Main functions

Medium sized blinds
 External battery
 Soft start-stop
 LED indicator
 Adjustable speed
 Speed control
 Compatible with Variation
 Compatible with solar charging
 MY function
 Remote limit setting

Compatible end-products



| NAME | HEAD TYPE | TORQUE (Nm) | SPEED (RPM) | INPUT VOLTAGE | RATED CURRENT (AMPS) | MOTOR LENGTH (INCHES) | CABLE LENGTH (FEET) | TECHNOLOGY | ITEM NUMBER |
|--|-----------|-------------|-------------|---------------|----------------------|-----------------------|---------------------|-------------|-------------|
| ROLL UP 28 WIREFREE™ RTS V2 (EXTERNAL BATTERY) | ROUND | 1.1 | 20 | 12V DC | 1.10 | 12.83 | 0.98 | RTS 433 MHZ | 1241162 |

Cord Lift WireFree™ Motors Radio Technology Somfy® (RTS)



This battery powered motor installs in minutes and is perfect for hard-to-reach window coverings and areas where wiring may be a challenge.

Main Features

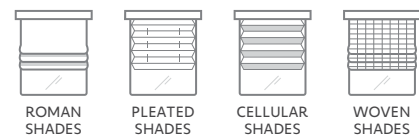
- Great for interior cord-lift applications.
- Installs in minutes and doesn't require an electrician.
- Flexible power and control options.
- Superior quality, backed by 5-year warranty.



Main functions

Medium sized blinds
 External battery
 Speed control
 Compatible with Variation
 Compatible with solar charging
 Remote limit setting
 MY function

Compatible end-products



| NAME | TORQUE (Nm) | SPEED (RPM) | INPUT VOLTAGE | RATED CURRENT (AMPS) | MOTOR LENGTH (INCHES) | CABLE LENGTH (FEET) | TECHNOLOGY | ITEM NUMBER |
|------------------------------------|-------------|-------------|---------------|----------------------|-----------------------|---------------------|-------------|-------------|
| CORD LIFT WIREFREE™ CL32 RTS MOTOR | 0.34 | 72 | 12V DC | 1.50 | 4.00 | 0.98 | RTS 433 MHZ | 1002422 |
| CORD LIFT WIREFREE™ TL25 MOTOR | 0.8 | 30 | 12V DC | 0.85 | 7.76 | 0.98 | RTS 433 MHZ | 1003294 |

Tilt WireFree™ Motors Radio Technology Somfy® (RTS)



The Tilt WireFree has been specifically designed for tilting 2" horizontal blinds. When combined with the new Situo® 5 Variation RTS remote, users can incrementally adjust slat positioning for precise control of natural lighting.

Main Features

- Improved sound performance.
- Battery-operated.
- Built-in power cable and integrated programming button.
- Through-shaft design simplifies the fabrication process, no modification of tilt rod required.
- Allows for a wider application scope (wood, faux, composite, and metal blinds).
- Increased retrofit possibilities.
- Solar charging options.



Main functions

Medium sized blinds
 External battery
 Soft start-stop
 LED indicator
 Adjustable speed
 Speed control
 Compatible with Variation
 Central mount
 MY function
 Remote limit setting

Compatible end-products



| NAME | TORQUE (Nm) | SPEED (RPM) | INPUT VOLTAGE | RATED CURRENT (AMPS) | MOTOR LENGTH (INCHES) | CABLE LENGTH (FEET) | TECHNOLOGY | ITEM NUMBER |
|-------------------------------------|-------------|-------------|---------------|----------------------|-----------------------|---------------------|-------------|-------------|
| TILT 50 WIREFREE™ THROUGH-SHAFT RTS | 1 | 10 | 12V DC | 0.45 | 4.06 | 0.98 | RTS 433 MHZ | 1240276 |

Shade & Blind Accessories



400 Series Accessories Power Cables

| NAME | ITEM NUMBER | NAME | ITEM NUMBER |
|--|-------------|--|-------------|
| 4-Conductor Motor Cable SJTW (Sold per Foot) | 9012110 | NEMA Power Plug Not Installed for Sonesse® 40 motor (RTS Version Only) | 9017447 |
| 3-Conductor Motor Cable SJTW (Sold per Foot) | 9012111 | | |

Power Cables - 3-Conductor Fast Connector & Extensions

| NAME | ITEM NUMBER | NAME | ITEM NUMBER |
|--|-------------|--|-------------|
| Fast Connector Extension Cable 3C SJTW with NEMA Plug - 10.4 ft. | 9020791 | Fast Connector Extension Cable 3C SJTW with NEMA Plug - 4.4 ft. | 9021114 |
| Fast Connector Extension Cable 3C SJTW with NEMA Plug - 18 ft. | 9020792 | Fast Connector Extension Cable 3C SJTW with NEMA Plug - 8.4 ft. | 9021115 |
| Fast Connector Extension Cable 3C SJTW with NEMA Plug - 24 ft. | 9020793 | Fast Connector Extension Cable 3C SJTW without NEMA Plug - 8.4 ft. | 9021157 |
| Fast Connector Extension Cable 3C SJTW with NEMA Plug - 1.4 ft. | 9021113 | Panel Mount, 3C Female Fast Connector | 9026398 |

Power Cables - 4-Conductor Fast Connector & Extensions

| NAME | ITEM NUMBER | NAME | ITEM NUMBER |
|--|-------------|---|-------------|
| Fast Connector Extension Cable 4C SJTW - 4.4 ft. | 9021117 | Fast Connector Extension Cable 4C SJTW - 16.4 ft. | 9021120 |
| Fast Connector Extension Cable 4C SJTW - 8.4 ft. | 9021118 | Fast Connector Extension Cable 4C SJTW - 22.4 ft. | 9021121 |

Power Cables - 4-Conductor Anderson & Wago Connectors

| NAME | ITEM NUMBER | NAME | ITEM NUMBER |
|----------------------------------|-------------|---------------------------------------|-------------|
| Tool for WAGO AC Quick Connector | 9027663 | Grey WAGO AC Quick Connector (4 pins) | 9027664 |

400 Series Accessories Crowns & Drives

| NAME | ITEM NUMBER | NAME | ITEM NUMBER |
|---|-------------|---|-------------|
| Crown and Drive Set (Somfy 40mm x 1.5mm Round Tube) | 9012224 | 40mm Octagonal Crown for 40mm x 0.8mm Octagonal Tube | 9147327 |
| 400 Series Crown and Drive Set (40mm x 0.8mm Octagonal Tube) | 9012225 | Crown (for 40mm x 1.5mm Round Tube) | 9147330 |
| 400 Series to 500 Series Crown and Drive Adaptor Kit | 9013763 | Drive for (40mm x 1.5mm Round Tube) | 9147544 |
| Crown & Drive for RollEase/ZMC 2" Profiled Tube | 9016352 | Drive (for 40mm x 0.8mm Octagonal Tube) | 9147545 |
| 400 Series Crown and Rubberized Drive (Somfy 40mm x 1.5mm Round Tube) | 9016654 | 400 Series Drive Stop with Screw (Recommended for Use with Soft Drives) | 9147894 |
| 400 Series Crown and Rubberized Drive for 40mm Octagonal Tube | 9016655 | Anti-Blocking System (ABS) 400 Series Left Rotation | 9704138 |
| Drive Adaptor (for 40mm x 1mm Round Tube) | 9132142 | Anti-Blocking System (ABS) 400 Series Right Rotation | 9704139 |
| Crown Adaptor (for 40mm x 1mm Round Tube) | 9132143 | | |

Tubes

| NAME | ITEM NUMBER | NAME | ITEM NUMBER |
|--|-------------|---|-------------|
| 40mm Round Aluminum Tube (ID 36mm) (20 ft. Max Length) | 1781153 | 2" Profiled Roller Tube (16 ft. Max Length) | 1781798 |
| 40mm Octagonal Tube (Minimum Order Length 20') | 1781154 | | |

400 Series Accessories Tube Components

| NAME | ITEM NUMBER | NAME | ITEM NUMBER |
|--|-------------|--|-------------|
| Cord Take-Up Reel (for RollEase & ZMC XL Series 1.5" Tube) | 1780786 | 40mm Fabric/Cord Clip for Roman Shade Applications | 9012200 |

Adaptor Plates

| NAME | ITEM NUMBER | NAME | ITEM NUMBER |
|--|-------------|------------------------------|-------------|
| R8 Adaptor Plate | 9012258 | R8 Adaptor Plate with Screws | 9014073 |
| Motor Bracket Adaptor Plate (Acmeda Type) and Screws | 9013789 | | |

Idler End Caps

| NAME | ITEM NUMBER | NAME | ITEM NUMBER |
|--|-------------|--|-------------|
| End Cap for 40mm Octagonal Tube | 9012274 | RollEase Heavy Duty Spring Idler End Pin (1.5" Tube) | 9017912 |
| RollEase 38mm Tube R8 End Cap | 9012276 | Idler End Plug (8mm Diameter Pin - Decorator Type) | 9500688 |
| Idler End Plug 44mm Tube (Acmeda Type) | 9013774 | | |

Motor Brackets

| NAME | ITEM NUMBER | NAME | ITEM NUMBER |
|---|-------------|---|-------------|
| RollEase 1.5" Bracket Kit R8 Series for Somfy 40mm Round Tube | 9012311 | Dual Motor and Idler Bracket Kit (Acmeda type) | 9013782 |
| RollEase 2" Bracket Kit R8 Series for Somfy 2" Round Tube | 9012313 | RollEase 2" SkyLine Universal Motor Bracket and Idler Bracket | 9016325 |
| Motor & Idler Bracket Kit 40P (Acmeda type) | 9013778 | RollEase Silent Motor Mount Clip for SkyLine Bracket | 9017255 |

400 Series Accessories Motor Brackets

| NAME | ITEM NUMBER | NAME | ITEM NUMBER |
|---|-------------|--|-------------|
| 10mm Square Motor Bracket for 400S Motors | 9147334 | 400 Series to 500 Series Motor Mounting Conversion Bracket | 9500659 |
| LO Motor Bracket for 400S Motors | 9147337 | 400 Series Motor Bracket (Decorator Type) | 9500683 |

Intermediate Brackets

| NAME | ITEM NUMBER | NAME | ITEM NUMBER |
|--|-------------|---------------------------------------|-------------|
| Sonesse® 30 Intermediate Bracket & Cover, 40mm Projection | 9013783 | Intermediate Bracket (Decorator Type) | 9500687 |
| Intermediate Bracket and Cover Kit 40P, 0-90 Degrees (Acmeda Type) | 9013787 | | |

Intermediate End Plugs

| NAME | ITEM NUMBER | NAME | ITEM NUMBER |
|--|-------------|--|-------------|
| Intermediate Female Idler End Plug (Acmeda type) | 9013785 | Intermediate Male Idler End Plug (Acmeda type) | 9013786 |

Idler Brackets

| NAME | ITEM NUMBER | NAME | ITEM NUMBER |
|---|-------------|---|-------------|
| 400 Series Idler End Bracket (Decorator type) | 9500685 | Idler Adaptor Collar for 2" Profiled Tube | 9016366 |

Idler Adaptors

| NAME | ITEM NUMBER | NAME | ITEM NUMBER |
|--|-------------|----------------------------------|-------------|
| CTS40 Kit for Gutter Rail 2" x 2 1/4" (57mm x 51mm) Headrail | 1781118 | CTS Cone for 40mm Octagonal Tube | 9162144 |

Headrail Adaptors

400 Series Accessories Headrail Adaptors

| NAME | ITEM NUMBER | NAME | ITEM NUMBER |
|--------------------------------------|-------------|--|-------------|
| Ladder Braid Crimps for CTS40 System | 9163292 | Motor/Idler Bracket for 2" x 2 1/4" (57mm x 51mm) Headrail | 9500736 |

Miscellaneous Brackets

| NAME | ITEM NUMBER | NAME | ITEM NUMBER |
|---|-------------|-----------------------------------|-------------|
| Plastic Bracket Cover 40P Kit (Acmeda type) | 9013780 | White Bracket Covers (2" SkyLine) | 9016326 |

Support Clips

| NAME | ITEM NUMBER |
|---|-------------|
| 2" Slat Support Clips for Wood Blinds (White) | 1781134 |

Tools

| NAME | ITEM NUMBER | NAME | ITEM NUMBER |
|--|-------------|-------------------------------------|-------------|
| CTS40 Pneumatic Punch/Die for 2" x 2 1/4" (Gutter Rail) Headrail | 1781099 | Standard Motor Tester Cable, 4-Wire | 9012116 |

Screws

| NAME | ITEM NUMBER |
|---|-------------|
| M3.5 x 9mm Screw (Sonesse® 40 WireFree, Sonesse® 30 WireFree & Roll Up WireFree Only) | 9014066 |

500 Series Accessories

Power Cables

| NAME | ITEM NUMBER | NAME | ITEM NUMBER |
|--|-------------|--|-------------|
| 4-Conductor Motor Cable SJTW (Sold per Foot) | 9012110 | 3-Conductor Motor Cable SJTW (Sold per Foot) | 9012111 |

Power Cables - 3-Conductor LT

| NAME | ITEM NUMBER | NAME | ITEM NUMBER |
|---|-------------|--|-------------|
| Sonnesse® 50 & LT50/LT60 RTS/RS485 SJTW 3C Cable - 10 ft. | 9018190 | Sonnesse® 50 & LT50/LT60 RTS/RS485 SJTW 3C Cable with NEMA Plug - 10 ft. | 9021051 |
| Sonnesse® 50 & LT50/LT60 RTS/RS485 SJTW 3C Cable - 24 ft. | 9020985 | Sonnesse® 50 & LT50/LT60 RTS/RS485 SJTW 3C Cable with NEMA Plug - 18 ft. | 9021052 |
| Sonnesse® 50 & LT50/LT60 RTS/RS485 SJTW 3C Cable with NEMA Plug - 1.5 ft. | 9021049 | Sonnesse® 50 & LT50/LT60 RTS/RS485 SJTW 3C Cable with NEMA Plug - 24 ft. | 9021053 |
| Sonnesse® 50 & LT50/LT60 RTS/RS485 SJTW 3C Cable with NEMA Plug - 6 ft. | 9021050 | | |

Power Cables - 4-Conductor LT

| NAME | ITEM NUMBER | NAME | ITEM NUMBER |
|---|-------------|---|-------------|
| Sonnesse® 50 & LT50/LT60 SJTW 4C Cable - 10 ft. | 9018345 | Sonnesse® 50 & LT50/LT60 SJTW 4C Cable - 24 ft. | 9021046 |

Power Cables - 3-Conductor Fast Connector & Extensions

| NAME | ITEM NUMBER | NAME | ITEM NUMBER |
|--|-------------|---|-------------|
| Fast Connector Extension Cable 3C SJTW with NEMA Plug - 10.4 ft. | 9020791 | Sonnesse® 50 & LT50 RTS/RS485 Motor Pigtail to Fast Connector SJTW 3C Cable - 1.6 ft. | 9020803 |
| Fast Connector Extension Cable 3C SJTW with NEMA Plug - 18 ft. | 9020792 | Fast Connector Extension Cable 3C SJTW with NEMA Plug - 1.4 ft. | 9021113 |
| Fast Connector Extension Cable 3C SJTW with NEMA Plug - 24 ft. | 9020793 | Fast Connector Extension Cable 3C SJTW with NEMA Plug - 4.4 ft. | 9021114 |

500 Series Accessories

Power Cables - 3-Conductor Fast Connector & Extensions

| NAME | ITEM NUMBER | NAME | ITEM NUMBER |
|--|-------------|---------------------------------------|-------------|
| Fast Connector Extension Cable 3C SJTW with NEMA Plug - 8.4 ft. | 9021115 | Panel Mount, 3C Female Fast Connector | 9026398 |
| Fast Connector Extension Cable 3C SJTW without NEMA Plug - 8.4 ft. | 9021157 | | |

Power Cables - 4-Conductor Fast Connector & Extensions

| NAME | ITEM NUMBER | NAME | ITEM NUMBER |
|---|-------------|---|-------------|
| Sonnesse® 50 & LT50 Motor Pigtail to Fast Connector SJTW 4C Cable - 1.6 ft. | 9020804 | Fast Connector Extension Cable 4C SJTW - 16.4 ft. | 9021120 |
| Fast Connector Extension Cable 4C SJTW - 4.4 ft. | 9021117 | Fast Connector Extension Cable 4C SJTW - 22.4 ft. | 9021121 |
| Fast Connector Extension Cable 4C SJTW - 8.4 ft. | 9021118 | | |

Power Cables - 3-Conductor Anderson & Wago Connectors

| NAME | ITEM NUMBER | NAME | ITEM NUMBER |
|--|-------------|---|-------------|
| Anderson Male Power Plug to LT50 Motor Plug Pigtail - 1.5 ft., 3-Conductor, SJTW | 9020258 | Anderson Female Power Plug Extension Cable - 8.5 ft., 3-Conductor, SJTW | 9020259 |

Power Cables - 4-Conductor Anderson & Wago Connectors

| NAME | ITEM NUMBER | NAME | ITEM NUMBER |
|--|-------------|---------------------------------------|-------------|
| Anderson Female Power Plug Extension Cable - 8.5 ft., 4-Conductor, SJTW | 9020234 | Tool for WAGO AC Quick Connector | 9027663 |
| Anderson Male Power Plug to LT50 Motor Plug Pigtail - 1.5 ft., 4-Conductor, SJTW | 9020235 | Grey WAGO AC Quick Connector (4 pins) | 9027664 |

500 Series Accessories Data Cables

| NAME | ITEM NUMBER | NAME | ITEM NUMBER |
|---|-------------|---|-------------|
| 4-Conductor 26 AWG Modular Cable RJ9 to RJ45 - 2.5 ft. (Data Only, Black) | 9018541 | 4-Conductor 26 AWG Modular Cable RJ9 to RJ45 - 2.5 ft. (Power & Data, Grey) | 9018545 |
| 4-Conductor 26 AWG Modular Cable RJ9 to RJ45 - 8 ft. (Data Only, Black) | 9018542 | 4-Conductor 26 AWG Modular Cable RJ9 to RJ45 - 8 ft. (Power & Data, Grey) | 9018546 |
| 4-Conductor 26 AWG Modular Cable RJ9 to RJ45 - 12 ft. (Data Only, Black) | 9018543 | 4-Conductor 26 AWG Modular Cable RJ9 to RJ45 - 12 ft. (Power & Data, Grey) | 9018547 |
| 4-Conductor 26 AWG Modular Cable RJ9 to RJ45 - 24 ft. (Data Only, Black) | 9018544 | 4-Conductor 26 AWG Modular Cable RJ9 to RJ45 - 24 ft. (Power & Data, Grey) | 9018548 |

Crowns & Drives

| NAME | ITEM NUMBER | NAME | ITEM NUMBER |
|---|-------------|---|-------------|
| 70mm Octagonal LT50/60 Aluminum Drive (with Drive Stop) | 9012227 | DS 78 LT50 Set | 9012239 |
| 2.5" (60mm) Round LT50 Set "Hard Clip" | 9012231 | Modified LT60 DS 78 Drive (Key Way Widened) | 9012241 |
| 2.75" (67mm) Round LT50 Set "Hard Clip" | 9012232 | 70mm Octagonal LT50 Crown | 9012328 |
| 60mm Octagonal LT50 Set | 9012233 | Sonesse® 50 Crown (for 56mm Acmeda Tube 10Nm Max) | 9014125 |
| 70mm Octagonal LT50 Set | 9012234 | Sonesse® 50 Drive (for 56mm Acmeda Tube 10Nm Max) | 9014126 |
| P72 LT50 Set | 9012235 | 70mm LT50 Crown | 9016298 |
| DS70 LT50 Set (0.8mm - 1mm Kit) | 9012237 | Sonesse® 50 Drive Wheel 50mm x 1.5mm Hard Clip- Quiet Accessory for Sonesse® Motors | 9016630 |
| DS 74 LT50 Set | 9012238 | RollEase "Silent Pin" Crown & Drive Adaptor for 3.25" (83mm) Tube | 9016855 |

500 Series Accessories Crowns & Drives

| NAME | ITEM NUMBER | NAME | ITEM NUMBER |
|---|-------------|-------------------------------------|-------------|
| RollEase "Silent Pin" Crown Only for RollEase 2.5" (63mm) Tube | 9016856 | SM65 (63mm) Round Crown - 3 grooves | 9707030 |
| Sonesse® 50 Drive Wheel 50mm x 1.5mm Soft Clip- Quiet Accessory for Sonesse® Motors | 9018455 | 2.75" (67mm) Round Crown | 9707031 |
| 2.5" Round LT50 Drive "Hard Clip" | 9206019 | DS 70 LT50 Crown | 9707034 |
| 2.5" (60mm) Round Drive "Soft Clip" | 9206041 | DS 85mm Round Crown | 9707035 |
| 2" (47mm) Round Drive "Hard Clip" | 9206088 | 60mm Octagonal Drive | 9751001 |
| 2" (47mm) Round Drive "Soft Clip" | 9206089 | SM65 (63mm) Round Drive | 9751002 |
| 3.5" Round LT50/60 Drive (89mm x 2mm) | 9420303 | DS 70mm Round Drive (0.8mm - 1mm) | 9751005 |
| 4.0" Round LT50 Drive | 9420304 | AMA/P71 LT50 Drive | 9751015 |
| Anti-Blocking System (ABS) 500 Series Right Rotation | 9705414 | DS 78mm Round Drive | 9761001 |
| Anti-Blocking System (ABS) 500 Series Left Rotation | 9705415 | 70mm Octagonal Drive | 9761002 |
| 2.5" 60mm Octagonal Crown | 9707025 | DS 85mm Round Drive | 9761003 |
| 2.5" (60mm) Round Crown | 9707026 | DS 78mm/D Round Drive | 9761004 |
| DS 78mm Round Crown | 9707027 | DS 78mm/R Round Drive | 9761005 |

500 Series Accessories Crowns & Drives

| NAME | ITEM NUMBER | NAME | ITEM NUMBER |
|----------------------|-------------|--------------------|-------------|
| P72 LT50 Drive | 9761011 | AMA/P71 LT50 Crown | 9997118 |
| Drive Stop and Screw | 9910004 | | |

Tubes

| NAME | ITEM NUMBER | NAME | ITEM NUMBER |
|--|-------------|--|-------------|
| 56mm OD Aluminum Sonesse® 50 Tube (16 ft. Lengths) - Mill Finish | 1780743 | 2.5" OD Aluminum Tube (Minimum Order Length 16') | 1781343 |
| 56mm OD Aluminum Sonesse® 50 Tube (16 ft. Lengths) - White Powder Coat | 1780744 | RollEase 3.25" (83mm) Profiled Tube | 1782096 |
| 2.0" Aluminum Tube (Minimum Order Length 20') | 1781148 | | |

Tube Components

| NAME | ITEM NUMBER | NAME | ITEM NUMBER |
|---------------------------------|-------------|-----------------------|-------------|
| Cord Fastener for 56mm Tube | 1781408 | 2.5" Fabric/Cord Clip | 9012201 |
| Cord Take-Up Reel for 56mm Tube | 1781899 | 2.0" Fabric/Cord Clip | 9138028 |

Cable Guides

| NAME | ITEM NUMBER | NAME | ITEM NUMBER |
|--------------------------|-------------|---|-------------|
| Take-Up Reel for 2" Tube | 1781151 | Cable Guide for 63mm x 1.5mm (approx 2.5") Tube | 9146071 |

500 Series Accessories Idler End Caps

| NAME | ITEM NUMBER | NAME | ITEM NUMBER |
|--|-------------|--|-------------|
| 13mm Square Drive Shaft - 12mm OD for End Cap | 1781009 | Idler End Cap without Shaft 2.0" OD with M5 Screw | 9129631 |
| 2" Collapsible End Cap (Silent) - 10mm Shaft | 9013592 | Idler End Cap without Shaft 2.5" OD with M5 Screw | 9129632 |
| Idler End Cap (for 56mm Acmeda Tube) | 9014097 | 2.0" End Cap with 12mm Shaft | 9132087 |
| Sonesse® 50 Pin End Cap 10mm - Quiet Accessory for 2" Tube | 9016628 | Heavy Duty End Cap Shaft | 9420674 |
| RollEase "Silent Pin" Idler End Pin | 9016857 | Universal End Cap - Collapsible 10mm Shaft (for 2" (47mm) Round Tube) | 9420800 |
| Sonesse® 50 Pin End Cap 12mm - Quiet Accessory for 2" Tube | 9018228 | Universal End Cap - Collapsible 12mm Shaft (for 2" (47mm) Round Tube) | 9420801 |
| Sonesse® ULTRA 50 Universal Pin End Cap - 10mm. | 9019716 | Universal End Cap - Collapsible 10mm Shaft (Shorter Pin than Item 9420800) | 9420814 |
| Sonesse® ULTRA 50 Universal Pin End Cap - 12mm | 9019717 | 2.0" Plastic Idler End Cap - 10mm Shaft | 9700958 |
| 2.0" Tube - 10mm Shaft End Cap | 9128101 | Roller Tube End Cap with 12mm Hole | 9701288 |

Motor Brackets

| NAME | ITEM NUMBER | NAME | ITEM NUMBER |
|---|-------------|---|-------------|
| LT50 Adjustable Universal Motor Bracket | 9002550 | RollEase "Silent Pin" Star Head Motor Bracket (White) | 9016858 |
| LT50 Angle Plate for Motor Bracket | 9012250 | Pull Off Tool for Spring Ring | 9206015 |
| Sonesse® 50 Star Head Motor Bracket 55P | 9014135 | LO LT50 Motor Bracket with Stud (25 Nm max.) | 9206020 |

500 Series Accessories Motor Brackets

| NAME | ITEM NUMBER | NAME | ITEM NUMBER |
|--|-------------|--|-------------|
| LO LT50 Motor Bracket with Stud (25 Nm max.) | 9206021 | Motor Bracket "U" Shape | 9510658 |
| Weld-on Bracket without Spring Ring | 9206029 | Spring Ring with Loop | 9685025 |
| Spring Ring | 9206033 | LT Compact ST Motor Bracket PA66 with Spring Ring | 9708461 |
| LT50 Adjustable Angle Bracket | 9410639 | Motor Bracket with Spring Ring - Square (120mm x 120mm) | 9763503 |
| LT50 Universal Motor Bracket (50Nm Max) | 9410651 | Motor Bracket with Spring Ring - Square (100mm x 100mm) | 9763508 |
| LT Motor Bracket | 9410665 | Universal Motor Bracket (Metric) with Spring Ring and Threaded for M8 and M6 Bolts | 9910001 |
| LT50 HA Flush Mount Motor Bracket | 9410715 | Spring Ring with Locking Screw | 9910002 |
| Heavy Duty Angle Plate with Universal Motor Bracket (Max 85Nm) | 9420602 | LT50 RH "LO" Plate with Stud (Gold) | 9910016 |
| Heavy Duty Angle Bracket for 9430610 | 9420604 | LT50 RH "LO" Plate with Stud (Silver) | 9910017 |
| Universal Motor Bracket with Spring Ring | 9420631 | Universal Motor Bracket - US Threads | 9910021 |

Intermediate Brackets

| NAME | ITEM NUMBER | NAME | ITEM NUMBER |
|---|-------------|--|-------------|
| 13mm Sq. Intermediate Drive Shaft - 16mm OD for 9146011 | 1781018 | LT50 Adjustable Intermediate Support Bracket for 2" Tube | 9012203 |
| LT50 Intermediate Bracket with 16mm ID Bearing | 9002541 | Intermediate Bracket Ceiling Mount 55P | 9014120 |

500 Series Accessories Intermediate Brackets

| NAME | ITEM NUMBER | NAME | ITEM NUMBER |
|--|-------------|--|-------------|
| Intermediate Bracket Ceiling Mount 55P, 0-90 Degrees | 9014122 | Intermediate Bearing Support for 1781018 | 9146011 |
| Intermediate Bracket Wall Mount 55P, 0-90 Degrees | 9014239 | LT50 2" Universal Intermediate Bracket Kit | 9410648 |
| Intermediate Bracket Wall Mount 55P | 9014240 | Heavy Duty LT Intermediate Support Bracket | 9420673 |
| Non-Adjustable Intermediate Bracket 55P | 9014684 | | |

Intermediate End Plugs

| NAME | ITEM NUMBER | NAME | ITEM NUMBER |
|---|-------------|---|-------------|
| Intermediate Male Idler End Plug (for 56mm Acmeda tube) | 9014114 | Intermediate Female Idler End Plug, 0-90 Degrees (for 56mm Acmeda tube) | 9014123 |
| Intermediate Female Idler End Plug (for 56mm Acmeda tube) | 9014121 | | |

Idler Brackets

| NAME | ITEM NUMBER | NAME | ITEM NUMBER |
|--|-------------|--|-------------|
| Sonesse® 50 Adjuster Tool (for Idler Brackets and End Plugs) | 1780742 | Idler Bracket Kit 10mm (Ball & Holder) | 9012657 |
| Idler Bearing for 12mm Shaft | 1781015 | Sonesse® 50 Adjustable Idler End Bracket - Ceiling Mount 55P | 9014110 |
| Ball Support for 9410803 and 9028665 | 1781030 | Sonesse® 50 Adjustable Idler End Bracket - Wall Mount 55P | 9014238 |
| Idler Bracket 14mm ID | 9002540 | Non-Adjustable Idler End Bracket 55P | 9014683 |

500 Series Accessories Idler Brackets

| NAME | ITEM NUMBER | NAME | ITEM NUMBER |
|--|-------------|--|-------------|
| RollEase "Silent Pin" Idler Bracket (Wall and Ceiling Mount) (White) | 9016859 | Nylon ball bearing 10mm ID for 1781030 | 9410803 |
| Nylon Ball Bearing 12mm ID for 1781030 | 9028665 | Heavy Duty Idler Bracket with Idler End Cap Holder | 9430603 |
| U Shaped Idler Bracket | 9127808 | Nylon Ball Bearing and Holder with 12mm Hole for 9420604 | 9430610 |
| 14mm Bearing Plate for Idler Bracket Kit | 9146007 | Idler End Cap Holder (Anti-Vibration) | 9540786 |
| LT50 Idler Bracket with 12mm Hole Nylon Bearing | 9410633 | Silent Block Idler Bracket 10mm ID | 9701310 |
| LT50 Idler Bracket with 10mm Hole Nylon Bearing | 9410635 | | |

Miscellaneous Brackets

| NAME | ITEM NUMBER | NAME | ITEM NUMBER |
|------------------------------------|-------------|----------------------------|-------------|
| White Plastic Cover for LT Bracket | 9002519 | Light Duty Angle LT50 Type | 9410637 |

Tools

| NAME | ITEM NUMBER | NAME | ITEM NUMBER |
|-------------------------------------|-------------|---|-------------|
| Standard Motor Tester Cable, 4-Wire | 9012116 | RS485 Motor Limit Setting & Address Reader Tool | 9017142 |

Screws

| NAME | ITEM NUMBER |
|-------------------------------|-------------|
| Screw for Standard LT50 Motor | 9670013 |

Sonesse® 30 DC Accessories Push-Button Switches

| NAME | ITEM NUMBER | NAME | ITEM NUMBER |
|---|-------------|---|-------------|
| Dry Contact Open, Close, Stop Wall Switch (White) | 1800219 | Dry Contact Open, Close, Stop Wall Switch (Ivory) | 1800220 |

Power Cables

| NAME | ITEM NUMBER |
|--|-------------|
| 24V DC 2-Conductor Power Cable (7.5' Length) | 9014794 |

Power & Data Cables

| NAME | ITEM NUMBER | NAME | ITEM NUMBER |
|--|-------------|---|-------------|
| SDN Low-voltage Power & Data Cable, Non-Plenum Rated | 9020126 | Sonesse® 30 DC RS485 Cable Data and Power Pigtail | 9020261 |
| SDN Low-Voltage Power & Data Cable, Plenum Rated | 9020127 | | |

Data Cables

| NAME | ITEM NUMBER | NAME | ITEM NUMBER |
|---|-------------|--|-------------|
| Dry Contact Closure (DCT) Cable (7.5' Length) | 9014793 | Sonesse® 30 RS485 New JST to RJ45 Communication Cable (Cat5 Connector) | 9019191 |
| Sonesse® 30 RS485 Communication Cable (7.5' Length) | 9019190 | | |

Power Supplies

| NAME | ITEM NUMBER | NAME | ITEM NUMBER |
|--------------------------------------|-------------|---|-------------|
| 24V DC 1.67A Wall Mount Power Supply | 1822209 | Power Distribution Enclosure Kit - 10 Motor | 1870192 |

Sonesse® 30 DC Accessories Power Supplies

| NAME | ITEM NUMBER | NAME | ITEM NUMBER |
|---|-------------|---|-------------|
| Power Distribution Enclosure Kit - 5 Motor | 1870196 | Power Distribution Enclosure Kit - 20 Motor | 1870198 |
| Power Distribution Enclosure Kit - 15 Motor | 1870197 | | |

Miscellaneous Power Supplies

| NAME | ITEM NUMBER |
|--------------------|-------------|
| Din Rail Connector | 9014430 |

Crowns & Drives

| NAME | ITEM NUMBER | NAME | ITEM NUMBER |
|---|-------------|---|-------------|
| Crown and Drive Set (Somfy 40mm x 1.5mm Round Tube) | 9012224 | Crown, Drive, Motor Mount Plate, and 3.5 x 9mm Screws (for Louvolite System 45) | 9014333 |
| 400 Series Crown and Drive Set (40mm x 0.8mm Octagonal Tube) | 9012225 | Drive Wheel (ST30/LT30 Type for Acmeda 44mm Tube) | 9015259 |
| Crown & Drive RollEase 1.5" | 9013775 | Crown & Drive Set Adaptor for Hunter Douglas 4" Silhouette (Quartette) | 9016953 |
| Sonesse® 30 to 400 Series Adaptor Kit | 9013776 | RollEase 1.5" Crown & Drive | 9020674 |
| Soft Drive Wheel 44mm (Acmeda Type) | 9013790 | Louvolite 40mm Crown & Drive | 9020675 |
| Crown Adaptor 44mm Tube (Acmeda Type) | 9013791 | Sonesse® 30 WireFree to 400 Series Adaptor Kit | 9020676 |
| Crown, Drive, Motor Mount Plate, and 3.5mm x 9mm Screws (for Louvolite System 40) | 9014045 | Hunter Douglas 37mm Crown & Drive | 9020699 |

Sonesse® 30 DC Accessories Crowns & Drives

| NAME | ITEM NUMBER | NAME | ITEM NUMBER |
|---|-------------|-------------------------------------|-------------|
| Crown & Drive for RollEase/ZMC 2" Profiled Tube | 9021017 | Louvolite 45mm Crown & Drive | 9025811 |
| Acmeda 45 Crown & Drive | 9021018 | Crown (for 40mm x 1.5mm Round Tube) | 9147330 |
| Acmeda 45 Heavy Duty Crown & Drive | 9021036 | Drive for (40mm x 1.5mm Round Tube) | 9147544 |

Tubes

| NAME | ITEM NUMBER | NAME | ITEM NUMBER |
|--|-------------|--|-------------|
| 44mm Aluminum Tube (Acmeda) (Minimum Order Length 16') | 1780688 | 40mm Octagonal Tube (Minimum Order Length 20') | 1781154 |
| 40mm Round Aluminum Tube (ID 36mm) (20 ft. Max Length) | 1781153 | RollEase 1.5" Roller Tube (16 ft. Lengths) | 9017913 |


Tube Components

| NAME | ITEM NUMBER | NAME | ITEM NUMBER |
|--|-------------|--|-------------|
| Cord Take-Up Reel (for RollEase & ZMC XL Series 1.5" Tube) | 1780786 | 40mm Fabric/Cord Clip for Roman Shade Applications | 9012200 |
| Cord Take-Up Reel (for Acmeda 44mm Tube) | 1781898 | | |








Motor Plates

| NAME | ITEM NUMBER | NAME | ITEM NUMBER |
|---|-------------|---|-------------|
| Sonesse® 30 Motor Plate - RollEase 360 R3-R8 10mm x 1.8mm Pin Diameter 6.8mm and Screws | 9025996 | Sonesse® 30 Motor Plate - Rollease 360 R3-R8 10mm x 1.8mm Pin Diameter 7mm and Screws | 9026001 |
| Sonesse® 30 Motor Plate - Acmeda 12mm and Screws | 9025999 | Sonesse® 30 Motor Plate - RollEase SkyLine and Screws | 9026003 |

Sonesse® 30 DC Accessories Motor Plates

| NAME | ITEM NUMBER | |
|---|-------------|---|
| Sonesse® 30 Motor Plate - M3 x 6mm Philips Flat-Head Plastite Screw | 9026093 |  |


Adaptor Plates

| NAME | ITEM NUMBER | | NAME | ITEM NUMBER | |
|---|-------------|--|--|-------------|---|
| R8 Adaptor Plate | 9012258 |  | R8 Adaptor Plate with Screws | 9014073 |  |
| Motor Bracket Adaptor Plate (Acmeda Type) and Screws | 9013789 |  | Motor Bracket Adaptor Plate & Screws 3.5mm x 9mm (for Louvolite System 45) | 9016013 |  |
| Louvolite Adaptor Plate | 9013958 |  | Motor Adaptor Plate for RollEase SkyLine & ZMC XL Series Brackets | 9016378 |  |
| Motor Bracket Adaptor Plate & Screws 3.5mm x 9mm (for Louvolite System 40 & ZMC RS Series) | 9014072 |  | | | |

Motor Head Covers

| NAME | ITEM NUMBER | | NAME | ITEM NUMBER | |
|---|-------------|---|---|-------------|---|
| Sonesse® 30 24V Motor Head Cover, White (Supplied with Motor) | 9027132 |  | Sonesse® 30 24V Motor Head Cover, Black | 9027134 |  |
| Sonesse® 30 24V Motor Head Cover, Grey | 9027133 |  | | | |

Idler End Caps

| NAME | ITEM NUMBER | | NAME | ITEM NUMBER | |
|---|-------------|---|--|-------------|---|
| End Cap for 40mm Octagonal Tube | 9012274 |  | Idler End Plug 44mm Tube (Acmeda Type) | 9013774 |  |
| Collapsible End Plug (for Louvolite System 40 & ZMC RS Series) | 9013716 |  | Collapsible End Plug (for Louvolite System 45) | 9015555 |  |

Sonesse® 30 DC Accessories Idler End Caps

| NAME | ITEM NUMBER | | NAME | ITEM NUMBER | |
|--|-------------|---|--|-------------|---|
| RollEase Heavy Duty Spring Idler End Pin (1.5" Tube) | 9017912 |  | Idler End Plug (8mm Diameter Pin - Decorator Type) | 9500688 |  |

Motor Brackets

| NAME | ITEM NUMBER | | NAME | ITEM NUMBER | |
|--|-------------|---|---|-------------|---|
| RollEase 1.5" Bracket Kit R8 Series for Somfy 40mm Round Tube | 9012311 |  | Motor and Idler Bracket Kit (for Louvolite System 45) | 9015554 |  |
| RollEase 2" Bracket Kit R8 Series for Somfy 2" Round Tube | 9012313 |  | Double SkyLine Bracket (Includes Left and Right Set) | 9016616 |  |
| Motor and Idler Bracket Kit (for Louvolite System 40 & ZMC RS Series) | 9013715 |  | RollEase 1.5" SkyLine Bracket (2 Required) | 9017910 |  |
| Motor & Idler Bracket Kit 40P (Acmeda type) | 9013778 |  | 400 Series Motor Bracket (Decorator Type) | 9500683 |  |
| Dual Motor and Idler Bracket Kit (Acmeda type) | 9013782 |  | | | |


Intermediate Brackets

| NAME | ITEM NUMBER | | NAME | ITEM NUMBER | |
|--|-------------|---|---------------------------------------|-------------|---|
| Sonesse® 30 Intermediate Bracket & Cover, 40mm Projection | 9013783 |  | Intermediate Bracket (Decorator Type) | 9500687 |  |
| Intermediate Bracket and Cover Kit 40P, 0-90 Degrees (Acmeda Type) | 9013787 |  | | | |

Intermediate End Plugs

| NAME | ITEM NUMBER | | NAME | ITEM NUMBER | |
|--|-------------|---|--|-------------|---|
| Intermediate Female Idler End Plug (Acmeda type) | 9013785 |  | Intermediate Male Idler End Plug (Acmeda type) | 9013786 |  |

Sonesse® 30 DC Accessories Idler Brackets

| NAME | ITEM NUMBER | |
|---|-------------|---|
| 400 Series Idler End Bracket (Decorator type) | 9500685 |  |



Headrail Adaptors

| NAME | ITEM NUMBER | NAME | ITEM NUMBER | |
|--|-------------|--|-------------|---|
| CTS40 Kit for Gutter Rail 2" x 2 1/4" (57mm x 51mm) Headrail | 1781118 | Motor/Idler Bracket for 2" x 2 1/4" (57mm x 51mm) Headrail | 9500736 |  |

Miscellaneous Brackets

| NAME | ITEM NUMBER | NAME | ITEM NUMBER | |
|---|-------------|-------------------------------------|-------------|---|
| Plastic Bracket Cover 40P Kit (Acmeda type) | 9013780 | White Bracket Covers (1.5" SkyLine) | 9017911 |  |
| Double SkyLine Bracket Covers (Includes Left and Right Set) | 9017267 | | | |

Tools

| NAME | ITEM NUMBER | NAME | ITEM NUMBER | |
|--|-------------|---|-------------|---|
| CTS40 Pneumatic Punch/Die for 2" x 2 1/4" (Gutter Rail) Headrail | 1781099 | RS485 Motor Limit Setting & Address Reader Tool | 9017142 |  |
| Limit Setting Tool (for use with Sonesse® 30 Dry Contact/RS485, Glydea® ULTRA & Irismo™ DCT) | 9014599 | RS485 Sonesse® ULTRA 50 DC Setting Tool Cable, 20 ft. | 9019873 |  |

Screws

| NAME | ITEM NUMBER | |
|---|-------------|---|
| M3.5 x 9mm Screw (Sonesse® 40 WireFree, Sonesse® 30 WireFree & Roll Up WireFree Only) | 9014066 |  |

Sonesse® 30 DC Accessories Connectors


| NAME | ITEM NUMBER | NAME | ITEM NUMBER | |
|--|-------------|---------------------------------|-------------|---|
| SDN Weidmuller 5-position Male Field Installable Connector | 9020743 | Weidmüller 2-Position Connector | 9027985 |  |
| SDN Weidmuller 5-position Female Field Installable Connector | 9025113 | | | |

Sonesse® ULTRA 50 DC Accessories



Somfy Digital Network™ (SDN) Bus Components Power Cables

| NAME | ITEM NUMBER | NAME | ITEM NUMBER | |
|---------------------|-------------|--|-------------|---|
| Power Panel for SDN | 1870259 | Sonesse® ULTRA 50 DC RTS Cable Power Pigtail | 9020005 |  |

Power & Data Cables

| NAME | ITEM NUMBER | NAME | ITEM NUMBER | |
|---|-------------|--|-------------|---|
| Sonesse® ULTRA 50 DC RS485 Cable Data and Power Pigtail | 9020004 | SDN Low-Voltage Power & Data Cable, Plenum Rated | 9020127 |  |
| SDN Low-voltage Power & Data Cable, Non-Plenum Rated | 9020126 | | | |

Power Supplies

| NAME | ITEM NUMBER | NAME | ITEM NUMBER | |
|---|-------------|---|-------------|---|
| 24V DC 1.67A Wall Mount Power Supply | 1822209 | Power Distribution Enclosure Kit - 15 Motor | 1870197 |  |
| Power Distribution Enclosure Kit - 10 Motor | 1870192 | Power Distribution Enclosure Kit - 20 Motor | 1870198 |  |
| Power Distribution Enclosure Kit - 5 Motor | 1870196 | | | |

Sonesse® ULTRA 50 DC Accessories

Crowns & Drives

| NAME | ITEM NUMBER | NAME | ITEM NUMBER |
|---|-------------|--|-------------|
| Sonesse® 50 Drive Wheel 50mm x 1.5mm Soft Clip- Quiet Accessory for Sonesse® Motors | 9018455 | ZMC 2" Grooved Tube Drive Wheel for Sonesse® ULTRA 50 Motors | 9020964 |

Tubes

| NAME | ITEM NUMBER |
|---|-------------|
| ZMC 2" Grooved Motor Tube (Sold per Foot) | 9020965 |

Idler End Caps

| NAME | ITEM NUMBER | NAME | ITEM NUMBER |
|---|-------------|---|-------------|
| Sonesse® ULTRA 50 DC Universal Short Idler End (10mm) | 9020959 | Spacer for Sonesse® ULTRA 50 Universal Pin End (10mm) | 9020960 |

Motor Brackets

| NAME | ITEM NUMBER |
|---|-------------|
| Sonesse® ULTRA 50 DC Motor Bracket with Spring Ring | 9020957 |

Intermediate Brackets

| NAME | ITEM NUMBER |
|--|-------------|
| Sonesse® ULTRA 50 DC Intermediate Bracket (10mm) | 9020961 |

Intermediate End Plugs

| NAME | ITEM NUMBER |
|--|-------------|
| Sonesse® ULTRA 50 DC Intermediate & Indexable Coupler (10mm Shaft) | 9020962 |

Idler Brackets

| NAME | ITEM NUMBER |
|--|-------------|
| Sonesse® ULTRA 50 DC Idler Bracket (10mm Ball) | 9020958 |

Miscellaneous Brackets

| NAME | ITEM NUMBER |
|--|-------------|
| Sonesse® ULTRA 50 DC Motor & Idler Bracket Cover | 9020963 |

Sonesse® ULTRA 50 DC Accessories

Tools

| NAME | ITEM NUMBER | NAME | ITEM NUMBER |
|---|-------------|---|-------------|
| RS485 Motor Limit Setting & Address Reader Tool | 9017142 | RS485 Sonesse® ULTRA 50 DC Setting Tool Cable, 20 ft. | 9019873 |

Connectors

| NAME | ITEM NUMBER | NAME | ITEM NUMBER |
|--|-------------|---------------------------------|-------------|
| SDN Weidmuller 5-position Male Field Installable Connector | 9020743 | Weidmüller 2-Position Connector | 9027985 |
| SDN Weidmuller 5-position Female Field Installable Connector | 9025113 | | |

Roll Up Wired R28 DC Accessories

Crowns & Drives

| NAME | ITEM NUMBER | NAME | ITEM NUMBER |
|--|-------------|---|-------------|
| Crown for RollEase & ZMC XL Series 1.25" Tube (Legacy) | 9018474 | Drive for RollEase & ZMC XL Series 1.5" Tube (Legacy) | 9018477 |
| Crown for RollEase & ZMC XL Series 1.5" Tube (Legacy) | 9018475 | Drive for 26.1mm Tube | 9018478 |
| Drive for RollEase & ZMC XL Series 1.25" Tube (Legacy) | 9018476 | | |

Roll Up 24 WireFree™ (Li-ion) Accessories

Power Supplies - Chargers

| NAME | ITEM NUMBER | NAME | ITEM NUMBER |
|---|-------------|--|-------------|
| Extension Charging Cable, 94.5" (V2 Head) | 9021016 | Extension Charging Cable, 8" (For Cassette Applications) (V2 Head) | 9021131 |

Roll Up 24 WireFree™ (Li-ion) Accessories

Power Supplies - Chargers

| NAME | ITEM NUMBER | NAME | ITEM NUMBER |
|---|-------------|--|-------------|
| Lithium-ion Charger (with 6' Cable) (V2 Head) | 9025166 | WireFree Li-ion Solar Panel Kit (Includes Solar Panel, Brackets, and Glass Mount Adhesive) | 9027294 |

Crowns & Drives

| NAME | ITEM NUMBER | NAME | ITEM NUMBER |
|--|-------------|--------------------------------|-------------|
| Crown & Drive for Louvolite 32 | 9025710 | Crown & Drive for 28mm Tube | 9025744 |
| Crown & Drive for RollEase 1.25" (32mm) | 9025711 | Crown & Drive for HD 31mm Tube | 9025745 |
| Crown & Drive for RollEase 1.125" (28mm) | 9025712 | | |

Motor Plates

| NAME | ITEM NUMBER | NAME | ITEM NUMBER |
|------------------------------|-------------|-----------------------------|-------------|
| Motor Plate (Starhole) | 9025713 | Motor Plate for SkyLine | 9025737 |
| Motor Plate (with Ears) | 9025735 | Motor Plate Pin (6mm x 3mm) | 9025738 |
| Motor Plate for Louvolite 32 | 9025736 | | |

Sonesse® 28 WireFree (Li-ion) Accessories

Power Supplies - Chargers

| NAME | ITEM NUMBER | NAME | ITEM NUMBER |
|---|-------------|--|-------------|
| Extension Charging Cable, 94.5" (V2 Head) | 9021016 | Extension Charging Cable, 8" (For Cassette Applications) (V2 Head) | 9021131 |

Sonesse® 28 WireFree (Li-ion) Accessories

Power Supplies - Chargers

| NAME | ITEM NUMBER | NAME | ITEM NUMBER |
|---|-------------|--|-------------|
| Lithium-ion Charger (with 6' Cable) (V2 Head) | 9025166 | WireFree Li-ion Solar Panel Kit (Includes Solar Panel, Brackets, and Glass Mount Adhesive) | 9027294 |

Crowns & Drives

| NAME | ITEM NUMBER | NAME | ITEM NUMBER |
|--|-------------|---|-------------|
| Crown & Drive Set Adaptor for Hunter Douglas 4" Silhouette (Quartette) | 9016953 | Louvolite 45mm Crown & Drive | 9025811 |
| RollEase 1.5" Crown & Drive | 9020674 | Hunter Douglas 31mm Crown & Drive | 9025812 |
| Louvolite 40mm Crown & Drive | 9020675 | Vignette Crown & Drive | 9025813 |
| Sonesse® 30 WireFree to 400 Series Adaptor Kit | 9020676 | RollEase 1.25" Crown & Drive | 9025815 |
| Hunter Douglas 37mm Crown & Drive | 9020699 | Crown & Drive Adaptor Kit for Shangri-la (New Style Tube) | 9026395 |
| Crown & Drive for RollEase/ZMC 2" Profiled Tube | 9021017 | Crown & Drive Adaptor Kit for Shangri-la (Older Style Tube) | 9026396 |
| Acmeda 45 Crown & Drive | 9021018 | Crown & Drive Set Adaptor for 26.1mm Tube | 9026644 |
| Acmeda 45 Heavy Duty Crown & Drive | 9021036 | | |

Tubes

| NAME | ITEM NUMBER | NAME | ITEM NUMBER |
|--|-------------|--|-------------|
| 44mm Aluminum Tube (Acmeda) (Minimum Order Length 16') | 1780688 | RollEase 1.5" Roller Tube (16 ft. Lengths) | 9017913 |

Sonesse® 28 WireFree (Li-ion) Accessories

Tube Components

| NAME | ITEM NUMBER | NAME | ITEM NUMBER |
|--|-------------|--|-------------|
| Cord Take-Up Reel (for RollEase & ZMC XL Series 1.5" Tube) | 1780786 | 40mm Fabric/Cord Clip for Roman Shade Applications | 9012200 |
| Cord Take-Up Reel (for Acmeda 44mm Tube) | 1781898 | | |

Adaptor Plates

| NAME | ITEM NUMBER | NAME | ITEM NUMBER |
|--|-------------|---|-------------|
| Motor Bracket Adaptor Plate (Acmeda Type) and Screws | 9013789 | Motor Adaptor Plate for RollEase SkyLine & ZMC XL Series Brackets | 9016378 |
| Motor Bracket Adaptor Plate & Screws 3.5mm x 9mm (for Louvolite System 40 & ZMC RS Series) | 9014072 | | |

Idler End Caps

| NAME | ITEM NUMBER | NAME | ITEM NUMBER |
|--|-------------|--|-------------|
| Collapsible End Plug (for Louvolite System 40 & ZMC RS Series) | 9013716 | RollEase Heavy Duty Spring Idler End Pin (1.5" Tube) | 9017912 |
| Idler End Plug 44mm Tube (Acmeda Type) | 9013774 | | |

Motor Brackets

| NAME | ITEM NUMBER | NAME | ITEM NUMBER |
|---|-------------|---|-------------|
| Motor and Idler Bracket Kit (for Louvolite System 40 & ZMC RS Series) | 9013715 | Motor and Idler Bracket Kit (for Louvolite System 45) | 9015554 |
| Motor & Idler Bracket Kit 40P (Acmeda type) | 9013778 | Double SkyLine Bracket (Includes Left and Right Set) | 9016616 |
| Dual Motor and Idler Bracket Kit (Acmeda type) | 9013782 | RollEase 1.5" SkyLine Bracket (2 Required) | 9017910 |

Sonesse® 28 WireFree (Li-ion) Accessories

Miscellaneous Brackets

| NAME | ITEM NUMBER | NAME | ITEM NUMBER |
|---|-------------|-------------------------------------|-------------|
| Plastic Bracket Cover 40P Kit (Acmeda type) | 9013780 | White Bracket Covers (1.5" SkyLine) | 9017911 |
| Double SkyLine Bracket Covers (Includes Left and Right Set) | 9017267 | | |

Screws

| NAME | ITEM NUMBER |
|---|-------------|
| M3.5 x 9mm Screw (Sonesse® 40 WireFree, Sonesse® 30 WireFree & Roll Up WireFree Only) | 9014066 |

Roll Up 28 WireFree™ (Li-ion) Accessories

Power Supplies - Chargers

| NAME | ITEM NUMBER | NAME | ITEM NUMBER |
|--|-------------|--|-------------|
| Extension Charging Cable, 94.5" (V2 Head) | 9021016 | Lithium-ion Charger (with 6' Cable) (V2 Head) | 9025166 |
| Extension Charging Cable, 8" (For Cassette Applications) (V2 Head) | 9021131 | WireFree Li-ion Solar Panel Kit (Includes Solar Panel, Brackets, and Glass Mount Adhesive) | 9027294 |

Crowns & Drives

| NAME | ITEM NUMBER | NAME | ITEM NUMBER |
|---|-------------|---|-------------|
| Crown & Drive Set Adaptor for Hunter Douglas 4" Silhouette (Quartette) | 9016953 | Drive for Shangri-La /Vienna Tube (Legacy) | 9018597 |
| Crown for Shangri-La /Vienna Tube (Not Compatible with Sonesse® 30 WireFree) (Legacy) | 9018587 | Drive for Louvolite & ZMC RS Series 1 5/8" Tube (Includes Motor Adaptor Plate) (Legacy) | 9018598 |
| Crown for Louvolite & ZMC RS Series 1 5/8" Tube (Legacy) | 9018588 | Crown for Shangri-La /Vienna (New Style) Tube | 9019851 |

Roll Up 28 WireFree™ (Li-ion) Accessories Crowns & Drives

| NAME | ITEM NUMBER | NAME | ITEM NUMBER |
|--|-------------|---|-------------|
| Drive for Shangri-La /Vienna (New Style) Tube (Legacy) | 9019852 | Louvolite 45mm Crown & Drive | 9025811 |
| RollEase 1.5" Crown & Drive | 9020674 | Hunter Douglas 31mm Crown & Drive | 9025812 |
| Louvolite 40mm Crown & Drive | 9020675 | Vignette Crown & Drive | 9025813 |
| Sonessa® 30 WireFree to 400 Series Adaptor Kit | 9020676 | RollEase 1.25" Crown & Drive | 9025815 |
| Hunter Douglas 37mm Crown & Drive | 9020699 | Crown & Drive Adaptor Kit for Shangri-la (New Style Tube) | 9026395 |
| Crown & Drive for RollEase/ZMC 2" Profiled Tube | 9021017 | Crown & Drive Adaptor Kit for Shangri-la (Older Style Tube) | 9026396 |
| Acmeda 45 Crown & Drive | 9021018 | Crown & Drive Set Adaptor for 26.1mm Tube | 9026644 |
| Acmeda 45 Heavy Duty Crown & Drive | 9021036 | | |

Tubes

| NAME | ITEM NUMBER | NAME | ITEM NUMBER |
|--|-------------|--|-------------|
| 44mm Aluminum Tube (Acmeda) (Minimum Order Length 16') | 1780688 | RollEase 1.5" Roller Tube (16 ft. Lengths) | 9017913 |

Tube Components

| NAME | ITEM NUMBER | NAME | ITEM NUMBER |
|--|-------------|--|-------------|
| Cord Take-Up Reel (for RollEase & ZMC XL Series 1.5" Tube) | 1780786 | Cord Take-Up Reel (for Acmeda 44mm Tube) | 1781898 |

Roll Up 28 WireFree™ (Li-ion) Accessories Tube Components

| NAME | ITEM NUMBER |
|--|-------------|
| 40mm Fabric/Cord Clip for Roman Shade Applications | 9012200 |

Adaptor Plates

| NAME | ITEM NUMBER | NAME | ITEM NUMBER |
|--|-------------|---|-------------|
| Motor Bracket Adaptor Plate (Acmeda Type) and Screws | 9013789 | Motor Adaptor Plate for RollEase SkyLine & ZMC XL Series Brackets | 9016378 |
| Motor Bracket Adaptor Plate & Screws 3.5mm x 9mm (for Louvolite System 40 & ZMC RS Series) | 9014072 | | |

Idler End Caps

| NAME | ITEM NUMBER | NAME | ITEM NUMBER |
|--|-------------|--|-------------|
| Collapsible End Plug (for Louvolite System 40 & ZMC RS Series) | 9013716 | RollEase Heavy Duty Spring Idler End Pin (1.5" Tube) | 9017912 |
| Idler End Plug 44mm Tube (Acmeda Type) | 9013774 | | |

Motor Brackets

| NAME | ITEM NUMBER | NAME | ITEM NUMBER |
|---|-------------|--|-------------|
| Motor and Idler Bracket Kit (for Louvolite System 40 & ZMC RS Series) | 9013715 | Double SkyLine Bracket (Includes Left and Right Set) | 9016616 |
| Motor & Idler Bracket Kit 40P (Acmeda type) | 9013778 | RollEase 1.5" SkyLine Bracket (2 Required) | 9017910 |
| Dual Motor and Idler Bracket Kit (Acmeda type) | 9013782 | | |

Roll Up 28 WireFree™ (Li-ion) Accessories

Miscellaneous Brackets

| NAME | ITEM NUMBER | NAME | ITEM NUMBER |
|---|-------------|-------------------------------------|-------------|
| Plastic Bracket Cover 40P Kit (Acmeda type) | 9013780 | White Bracket Covers (1.5" SkyLine) | 9017911 |
| Double SkyLine Bracket Covers (Includes Left and Right Set) | 9017267 | | |

Screws

| NAME | ITEM NUMBER |
|---|-------------|
| M3.5 x 9mm Screw (Sonesse® 40 WireFree, Sonesse® 30 WireFree & Roll Up WireFree Only) | 9014066 |

Sonesse® ULTRA 30 WireFree (Li-ion) Accessories

Power Supplies - Chargers

| NAME | ITEM NUMBER | NAME | ITEM NUMBER |
|--|-------------|--|-------------|
| Extension Charging Cable, 94.5" (V2 Head) | 9021016 | Lithium-ion Charger (with 6' Cable) (V2 Head) | 9025166 |
| Extension Charging Cable, 8" (For Cassette Applications) (V2 Head) | 9021131 | WireFree Li-ion Solar Panel Kit (Includes Solar Panel, Brackets, and Glass Mount Adhesive) | 9027294 |

Crowns & Drives

| NAME | ITEM NUMBER | NAME | ITEM NUMBER |
|--|-------------|---|-------------|
| Crown & Drive Set Adaptor for Hunter Douglas 4" Silhouette (Quartette) | 9016953 | Sonesse® 30 WireFree to 400 Series Adaptor Kit | 9020676 |
| RollEase 1.5" Crown & Drive | 9020674 | Hunter Douglas 37mm Crown & Drive | 9020699 |
| Louvolute 40mm Crown & Drive | 9020675 | Crown & Drive for RollEase/ZMC 2" Profiled Tube | 9021017 |

Sonesse® ULTRA 30 WireFree (Li-ion) Accessories

Crowns & Drives

| NAME | ITEM NUMBER | NAME | ITEM NUMBER |
|------------------------------------|-------------|------------------------------|-------------|
| Acmeda 45 Crown & Drive | 9021018 | Louvolute 45mm Crown & Drive | 9025811 |
| Acmeda 45 Heavy Duty Crown & Drive | 9021036 | | |

Tubes

| NAME | ITEM NUMBER | NAME | ITEM NUMBER |
|--|-------------|--|-------------|
| 44mm Aluminum Tube (Acmeda) (Minimum Order Length 16') | 1780688 | RollEase 1.5" Roller Tube (16 ft. Lengths) | 9017913 |

Tube Components

| NAME | ITEM NUMBER | NAME | ITEM NUMBER |
|--|-------------|--|-------------|
| Cord Take-Up Reel (for RollEase & ZMC XL Series 1.5" Tube) | 1780786 | 40mm Fabric/Cord Clip for Roman Shade Applications | 9012200 |
| Cord Take-Up Reel (for Acmeda 44mm Tube) | 1781898 | | |

Adaptor Plates

| NAME | ITEM NUMBER | NAME | ITEM NUMBER |
|--|-------------|---|-------------|
| Motor Bracket Adaptor Plate (Acmeda Type) and Screws | 9013789 | Motor Adaptor Plate for RollEase SkyLine & ZMC XL Series Brackets | 9016378 |
| Motor Bracket Adaptor Plate & Screws 3.5mm x 9mm (for Louvolute System 40 & ZMC RS Series) | 9014072 | | |

Sonesse® ULTRA 30 WireFree (Li-ion) Accessories

Idler End Caps

| NAME | ITEM NUMBER | NAME | ITEM NUMBER |
|--|-------------|--|-------------|
| Collapsible End Plug (for Louvolite System 40 & ZMC RS Series) | 9013716 | RollEase Heavy Duty Spring Idler End Pin (1.5" Tube) | 9017912 |
| Idler End Plug 44mm Tube (Acmeda Type) | 9013774 | | |

Motor Brackets

| NAME | ITEM NUMBER | NAME | ITEM NUMBER |
|---|-------------|--|-------------|
| Motor and Idler Bracket Kit (for Louvolite System 40 & ZMC RS Series) | 9013715 | Double SkyLine Bracket (Includes Left and Right Set) | 9016616 |
| Motor & Idler Bracket Kit 40P (Acmeda type) | 9013778 | RollEase 1.5" SkyLine Bracket (2 Required) | 9017910 |
| Dual Motor and Idler Bracket Kit (Acmeda type) | 9013782 | | |

Miscellaneous Brackets

| NAME | ITEM NUMBER | NAME | ITEM NUMBER |
|---|-------------|-------------------------------------|-------------|
| Plastic Bracket Cover 40P Kit (Acmeda type) | 9013780 | White Bracket Covers (1.5" SkyLine) | 9017911 |
| Double SkyLine Bracket Covers (Includes Left and Right Set) | 9017267 | | |

Screws

| NAME | ITEM NUMBER |
|---|-------------|
| M3.5 x 9mm Screw (Sonesse® 40 WireFree, Sonesse® 30 WireFree & Roll Up WireFree Only) | 9014066 |

Sonesse® 30 WireFree (Li-ion) Accessories

Power Supplies - Chargers

| NAME | ITEM NUMBER | NAME | ITEM NUMBER |
|---------------------------------|-------------|------------------------------|-------------|
| Plug-in Charger (with 6' cable) | 9020672 | Charger Extension Cable, 96" | 9020673 |

Crowns & Drives

| NAME | ITEM NUMBER | NAME | ITEM NUMBER |
|--|-------------|---|-------------|
| Crown & Drive Set Adaptor for Hunter Douglas 4" Silhouette (Quartette) | 9016953 | Crown & Drive for RollEase/ZMC 2" Profiled Tube | 9021017 |
| RollEase 1.5" Crown & Drive | 9020674 | Acmeda 45 Crown & Drive | 9021018 |
| Louvolite 40mm Crown & Drive | 9020675 | Acmeda 45 Heavy Duty Crown & Drive | 9021036 |
| Sonesse® 30 WireFree to 400 Series Adaptor Kit | 9020676 | Louvolite 45mm Crown & Drive | 9025811 |
| Hunter Douglas 37mm Crown & Drive | 9020699 | | |

Tubes

| NAME | ITEM NUMBER | NAME | ITEM NUMBER |
|--|-------------|--|-------------|
| 44mm Aluminum Tube (Acmeda) (Minimum Order Length 16') | 1780688 | RollEase 1.5" Roller Tube (16 ft. Lengths) | 9017913 |

Tube Components

| NAME | ITEM NUMBER | NAME | ITEM NUMBER |
|--|-------------|--|-------------|
| Cord Take-Up Reel (for RollEase & ZMC XL Series 1.5" Tube) | 1780786 | 40mm Fabric/Cord Clip for Roman Shade Applications | 9012200 |
| Cord Take-Up Reel (for Acmeda 44mm Tube) | 1781898 | | |

Sonesse® 30 WireFree (Li-ion) Accessories

Adaptor Plates

| NAME | ITEM NUMBER | NAME | ITEM NUMBER |
|--|-------------|---|-------------|
| Motor Bracket Adaptor Plate (Acmeda Type) and Screws | 9013789 | Motor Adaptor Plate for RollEase SkyLine & ZMC XL Series Brackets | 9016378 |
| Motor Bracket Adaptor Plate & Screws 3.5mm x 9mm (for Louvolite System 40 & ZMC RS Series) | 9014072 | | |

Motor Head Covers

| NAME | ITEM NUMBER |
|---|-------------|
| Motor Head Cover (for Sonesse® 30 Li-ion & Roll Up 28 Li-ion) (V1 Head) | 9026676 |

Idler End Caps

| NAME | ITEM NUMBER | NAME | ITEM NUMBER |
|--|-------------|--|-------------|
| Collapsible End Plug (for Louvolite System 40 & ZMC RS Series) | 9013716 | RollEase Heavy Duty Spring Idler End Pin (1.5" Tube) | 9017912 |
| Idler End Plug 44mm Tube (Acmeda Type) | 9013774 | | |

Motor Brackets

| NAME | ITEM NUMBER | NAME | ITEM NUMBER |
|---|-------------|--|-------------|
| Motor and Idler Bracket Kit (for Louvolite System 40 & ZMC RS Series) | 9013715 | Double SkyLine Bracket (Includes Left and Right Set) | 9016616 |
| Motor & Idler Bracket Kit 40P (Acmeda type) | 9013778 | RollEase 1.5" SkyLine Bracket (2 Required) | 9017910 |
| Dual Motor and Idler Bracket Kit (Acmeda type) | 9013782 | | |

Sonesse® 30 WireFree (Li-ion) Accessories

Miscellaneous Brackets

| NAME | ITEM NUMBER | NAME | ITEM NUMBER |
|---|-------------|-------------------------------------|-------------|
| Plastic Bracket Cover 40P Kit (Acmeda type) | 9013780 | White Bracket Covers (1.5" SkyLine) | 9017911 |
| Double SkyLine Bracket Covers (Includes Left and Right Set) | 9017267 | | |

Screws

| NAME | ITEM NUMBER |
|---|-------------|
| M3.5 x 9mm Screw (Sonesse® 40 WireFree, Sonesse® 30 WireFree & Roll Up WireFree Only) | 9014066 |

Sonesse® 40 WireFree (Li-ion) Accessories

Power Supplies - Chargers

| NAME | ITEM NUMBER | NAME | ITEM NUMBER |
|--|-------------|--|-------------|
| Extension Charging Cable, 94.5" (V2 Head) | 9021016 | Lithium-ion Charger (with 6' Cable) (V2 Head) | 9025166 |
| Extension Charging Cable, 8" (For Cassette Applications) (V2 Head) | 9021131 | WireFree Li-ion Solar Panel Kit (Includes Solar Panel, Brackets, and Glass Mount Adhesive) | 9027294 |

Crowns & Drives

| NAME | ITEM NUMBER | NAME | ITEM NUMBER |
|--|-------------|---|-------------|
| Crown and Drive Set (Somfy 40mm x 1.5mm Round Tube) | 9012224 | Crown & Drive for RollEase/ZMC 2" Profiled Tube | 9016352 |
| 400 Series Crown and Drive Set (40mm x 0.8mm Octagonal Tube) | 9012225 | 400 Series Crown and Rubberized Drive (Somfy 40mm x 1.5mm Round Tube) | 9016654 |
| 400 Series to 500 Series Crown and Drive Adaptor Kit | 9013763 | 400 Series Crown and Rubberized Drive for 40mm Octagonal Tube | 9016655 |

Sonesse® 40 WireFree (Li-ion) Accessories Crowns & Drives

| NAME | ITEM NUMBER | NAME | ITEM NUMBER |
|--|-------------|---|-------------|
| Crown & Drive Set Adaptor for Hunter Douglas 4" Silhouette (Quartette) | 9016953 | Crown (for 40mm x 1.5mm Round Tube) | 9147330 |
| Drive Adaptor (for 40mm x 1mm Round Tube) | 9132142 | Drive for (40mm x 1.5mm Round Tube) | 9147544 |
| Crown Adaptor (for 40mm x 1mm Round Tube) | 9132143 | 400 Series Drive Stop with Screw (Recommended for Use with Soft Drives) | 9147894 |

Tubes

| NAME | ITEM NUMBER | NAME | ITEM NUMBER |
|--|-------------|---|-------------|
| 40mm Round Aluminum Tube (ID 36mm) (20 ft. Max Length) | 1781153 | 2" Profiled Roller Tube (16 ft. Max Length) | 1781798 |
| 40mm Octagonal Tube (Minimum Order Length 20') | 1781154 | | |

Tube Components

| NAME | ITEM NUMBER |
|--|-------------|
| 40mm Fabric/Cord Clip for Roman Shade Applications | 9012200 |

Adaptor Plates

| NAME | ITEM NUMBER | NAME | ITEM NUMBER |
|--|-------------|---|-------------|
| R8 Adaptor Plate | 9012258 | R8 Adaptor Plate with Screws | 9014073 |
| Motor Bracket Adaptor Plate (Acmeda Type) and Screws | 9013789 | Motor Adaptor Plate for RollEase SkyLine & ZMC XL Series Brackets | 9016378 |
| Motor Bracket Adaptor Plate & Screws 3.5mm x 9mm (for Louvolite System 40 & ZMC RS Series) | 9014072 | | |

Sonesse® 40 WireFree (Li-ion) Accessories Idler End Caps

| NAME | ITEM NUMBER | NAME | ITEM NUMBER |
|--|-------------|--|-------------|
| End Cap for 40mm Octagonal Tube | 9012274 | Idler End Plug (8mm Diameter Pin - Decorator Type) | 9500688 |
| Idler End Plug 44mm Tube (Acmeda Type) | 9013774 | | |

Motor Brackets

| NAME | ITEM NUMBER | NAME | ITEM NUMBER |
|---|-------------|---|-------------|
| RollEase 1.5" Bracket Kit R8 Series for Somfy 40mm Round Tube | 9012311 | RollEase Silent Motor Mount Clip for SkyLine Bracket | 9017255 |
| RollEase 2" Bracket Kit R8 Series for Somfy 2" Round Tube | 9012313 | Sonesse® 40 WireFree to 500 Series Motor Starhead Adaptor Bracket | 9027508 |
| Motor & Idler Bracket Kit 40P (Acmeda type) | 9013778 | 10mm Square Motor Bracket for 400S Motors | 9147334 |
| Dual Motor and Idler Bracket Kit (Acmeda type) | 9013782 | LO Motor Bracket for 400S Motors | 9147337 |
| RollEase 2" SkyLine Universal Motor Bracket and Idler Bracket | 9016325 | 400 Series Motor Bracket (Decorator Type) | 9500683 |

Intermediate Brackets


| NAME | ITEM NUMBER | NAME | ITEM NUMBER |
|--|-------------|---------------------------------------|-------------|
| Intermediate Bracket and Cover Kit 40P, 0-90 Degrees (Acmeda Type) | 9013787 | Intermediate Bracket (Decorator Type) | 9500687 |

Intermediate End Plugs


| NAME | ITEM NUMBER | NAME | ITEM NUMBER |
|--|-------------|--|-------------|
| Intermediate Female Idler End Plug (Acmeda type) | 9013785 | Intermediate Male Idler End Plug (Acmeda type) | 9013786 |

Sonesse® 40 WireFree (Li-ion) Accessories

Idler Brackets


| NAME | ITEM NUMBER | |
|---|-------------|---|
| 400 Series Idler End Bracket (Decorator type) | 9500685 |  |

Idler Adaptors


| NAME | ITEM NUMBER | |
|---|-------------|---|
| Idler Adaptor Collar for 2" Profiled Tube | 9016366 |  |

Headrail Adaptors


| NAME | ITEM NUMBER | |
|--|-------------|---|
| CTS40 Kit for Gutter Rail 2" x 2 1/4" (57mm x 51mm) Headrail | 1781118 |  |


| NAME | ITEM NUMBER | |
|--------------------------------------|-------------|---|
| Ladder Braid Crimps for CTS40 System | 9163292 |  |

| NAME | ITEM NUMBER | |
|----------------------------------|-------------|---|
| CTS Cone for 40mm Octagonal Tube | 9162144 |  |


| NAME | ITEM NUMBER | |
|--|-------------|---|
| Motor/Idler Bracket for 2" x 2 1/4" (57mm x 51mm) Headrail | 9500736 |  |

Miscellaneous Brackets


| NAME | ITEM NUMBER | |
|---|-------------|--|
| Plastic Bracket Cover 40P Kit (Acmeda type) | 9013780 |  |

| NAME | ITEM NUMBER | |
|-----------------------------------|-------------|--|
| White Bracket Covers (2" SkyLine) | 9016326 |  |

Support Clips

| NAME | ITEM NUMBER | |
|---|-------------|--|
| 2" Slat Support Clips for Wood Blinds (White) | 1781134 |  |

Tools


| NAME | ITEM NUMBER | |
|--|-------------|---|
| CTS40 Pneumatic Punch/Die for 2" x 2 1/4" (Gutter Rail) Headrail | 1781099 |  |


Screws


| NAME | ITEM NUMBER | |
|---|-------------|---|
| M3.5 x 9mm Screw (Sonesse® 40 WireFree, Sonesse® 30 WireFree & Roll Up WireFree Only) | 9014066 |  |

Sonesse® 28 WireFree (External Battery) Accessories


Power Cables

| NAME | ITEM NUMBER | |
|--|-------------|---|
| Extension Cable for Battery Tube/"Y" Harness - 48" (122cm) | 9016736 |  |

| NAME | ITEM NUMBER | |
|--|-------------|---|
| Extension Cable for Battery Tube/"Y" Harness - 96" (244cm) | 9018624 |  |

| NAME | ITEM NUMBER | |
|---|-------------|---|
| Extension Cable for Battery Tube/"Y" Harness - 10" (25cm) | 9018623 |  |


Power Supplies


| NAME | ITEM NUMBER | |
|---|-------------|---|
| 12V DC Plug-in Power Supply with 3m (9.9 ft.) Cable (White) | 1822445 |  |


| NAME | ITEM NUMBER | |
|---|-------------|---|
| Rechargeable Battery Tube Only (Requires 10 NiMH Batteries) | 9018684 |  |


| NAME | ITEM NUMBER | |
|-----------------------------|-------------|---|
| 12V DC Plug-in Power Supply | 1870940 |  |


| NAME | ITEM NUMBER | |
|--------------------------------|-------------|---|
| 12V DC Reloadable Battery Tube | 9018685 |  |

| NAME | ITEM NUMBER | |
|---|-------------|--|
| 14" Din Rail for Power Supply (9018760) | 9011975 |  |


| NAME | ITEM NUMBER | |
|---|-------------|--|
| 12 V DC 10A Din Rail Mount Power Supply | 9018760 |  |


| NAME | ITEM NUMBER | |
|---|-------------|---|
| 8 AA Lithium Battery Package (for Battery Tube 9018685) | 9014834 |  |


| NAME | ITEM NUMBER | |
|--|-------------|---|
| Rechargeable Lithium-ion Battery Pack (for External Battery WireFree Motors) | 9021217 |  |


| NAME | ITEM NUMBER | |
|--|-------------|---|
| 10 AA NiMH Batteries for Rechargeable Battery Tube (9018684) | 9018621 |  |


Power Supplies - Chargers


| NAME | ITEM NUMBER | |
|---|-------------|---|
| Plug-in AC Battery Charger (for Ni-MH Battery Tube) | 9018620 |  |

| NAME | ITEM NUMBER | |
|--|-------------|---|
| Extension Charging Cable, 8" (For Cassette Applications) (V2 Head) | 9021131 |  |

| NAME | ITEM NUMBER | |
|---|-------------|---|
| Adaptor cable for use with Legacy Plug-in Battery Charger (9015781) | 9018687 |  |

| NAME | ITEM NUMBER | |
|---|-------------|---|
| Lithium-ion Charger (with 6' Cable) (V2 Head) | 9025166 |  |

| NAME | ITEM NUMBER | |
|---|-------------|---|
| Extension Charging Cable, 94.5" (V2 Head) | 9021016 |  |

| NAME | ITEM NUMBER | |
|--|-------------|---|
| WireFree Li-ion Solar Panel Kit (Includes Solar Panel, Brackets, and Glass Mount Adhesive) | 9027294 |  |

Sonesse® 28 WireFree (External Battery) Accessories

Miscellaneous Power Supplies

| NAME | ITEM NUMBER | NAME | ITEM NUMBER |
|--|-------------|---|-------------|
| Wall Mounting Clips for Battery Tubes (Optional) | 9013263 | Y Harness for Dual Reloadable Battery Tube | 9018625 |
| Silhouette Mounting Clips for Battery Tubes (Set of 2) | 9013264 | Y Harness for Dual Reloadable Battery Tube (10°/30° offset) | 9018626 |
| Shangri-La Mounting Clips for Battery Tubes (Set of 2) | 9013266 | Y Harness (Optional) 48" (120cm) | 9018629 |
| Din Rail Connector | 9014430 | Replacement Battery Clips for (Li-ion) Battery Pack (9021217) | 9027701 |

Crowns & Drives

| NAME | ITEM NUMBER | NAME | ITEM NUMBER |
|--|-------------|---|-------------|
| Crown & Drive Set Adaptor for Hunter Douglas 4" Silhouette (Quartette) | 9016953 | Louvolite 45mm Crown & Drive | 9025811 |
| RollEase 1.5" Crown & Drive | 9020674 | Hunter Douglas 31mm Crown & Drive | 9025812 |
| Louvolite 40mm Crown & Drive | 9020675 | Vignette Crown & Drive | 9025813 |
| Sonesse® 30 WireFree to 400 Series Adaptor Kit | 9020676 | RollEase 1.25" Crown & Drive | 9025815 |
| Hunter Douglas 37mm Crown & Drive | 9020699 | Crown & Drive Adaptor Kit for Shangri-la (New Style Tube) | 9026395 |
| Crown & Drive for RollEase/ZMC 2" Profiled Tube | 9021017 | Crown & Drive Adaptor Kit for Shangri-la (Older Style Tube) | 9026396 |
| Acmeda 45 Crown & Drive | 9021018 | Crown & Drive Set Adaptor for 26.1mm Tube | 9026644 |
| Acmeda 45 Heavy Duty Crown & Drive | 9021036 | | |

Sonesse® 28 WireFree (External Battery) Accessories

Tubes

| NAME | ITEM NUMBER | NAME | ITEM NUMBER |
|--|-------------|--|-------------|
| 44mm Aluminum Tube (Acmeda) (Minimum Order Length 16') | 1780688 | RollEase 1.5" Roller Tube (16 ft. Lengths) | 9017913 |

Tube Components

| NAME | ITEM NUMBER | NAME | ITEM NUMBER |
|--|-------------|--|-------------|
| Cord Take-Up Reel (for RollEase & ZMC XL Series 1.5" Tube) | 1780786 | 40mm Fabric/Cord Clip for Roman Shade Applications | 9012200 |
| Cord Take-Up Reel (for Acmeda 44mm Tube) | 1781898 | | |

Adaptor Plates

| NAME | ITEM NUMBER | NAME | ITEM NUMBER |
|--|-------------|---|-------------|
| Motor Bracket Adaptor Plate (Acmeda Type) and Screws | 9013789 | Motor Adaptor Plate for RollEase SkyLine & ZMC XL Series Brackets | 9016378 |
| Motor Bracket Adaptor Plate & Screws 3.5mm x 9mm (for Louvolite System 40 & ZMC RS Series) | 9014072 | | |

Idler End Caps

| NAME | ITEM NUMBER | NAME | ITEM NUMBER |
|--|-------------|--|-------------|
| Collapsible End Plug (for Louvolite System 40 & ZMC RS Series) | 9013716 | RollEase Heavy Duty Spring Idler End Pin (1.5" Tube) | 9017912 |
| Idler End Plug 44mm Tube (Acmeda Type) | 9013774 | | |

Sonesse® 28 WireFree (External Battery) Accessories

Motor Brackets

| NAME | ITEM NUMBER | NAME | ITEM NUMBER |
|---|-------------|--|-------------|
| Motor and Idler Bracket Kit (for Louvolite System 40 & ZMC RS Series) | 9013715 | Dual Motor and Idler Bracket Kit (Acmeda type) | 9013782 |
| Motor & Idler Bracket Kit 40P (Acmeda type) | 9013778 | RollEase 1.5" SkyLine Bracket (2 Required) | 9017910 |

Miscellaneous Brackets

| NAME | ITEM NUMBER | NAME | ITEM NUMBER |
|---|-------------|-------------------------------------|-------------|
| Plastic Bracket Cover 40P Kit (Acmeda type) | 9013780 | White Bracket Covers (1.5" SkyLine) | 9017911 |
| Double SkyLine Bracket Covers (Includes Left and Right Set) | 9017267 | | |

Screws

| NAME | ITEM NUMBER |
|---|-------------|
| M3.5 x 9mm Screw (Sonesse® 40 WireFree, Sonesse® 30 WireFree & Roll Up WireFree Only) | 9014066 |

Roll Up 28 WireFree™ (External Battery) Accessories

Power Cables

| NAME | ITEM NUMBER | NAME | ITEM NUMBER |
|--|-------------|--|-------------|
| Extension Cable for Battery Tube/"Y" Harness - 48" (122cm) | 9016736 | Extension Cable for Battery Tube/"Y" Harness - 96" (244cm) | 9018624 |
| Extension Cable for Battery Tube/"Y" Harness - 10" (25cm) | 9018623 | | |

Roll Up 28 WireFree™ (External Battery) Accessories

Power Supplies

| NAME | ITEM NUMBER | NAME | ITEM NUMBER |
|--|-------------|--|-------------|
| 12V DC Plug-in Power Supply with 3m (9.9 ft.) Cable (White) | 1822445 | Rechargeable Battery Tube Only (Requires 10 NiMH Batteries) | 9018684 |
| 12V DC Plug-in Power Supply | 1870940 | 12V DC Reloadable Battery Tube | 9018685 |
| 14" Din Rail for Power Supply (9018760) | 9011975 | 12 V DC 10A Din Rail Mount Power Supply | 9018760 |
| 8 AA Lithium Battery Package (for Battery Tube 9018685) | 9014834 | Rechargeable Lithium-ion Battery Pack (for External Battery WireFree Motors) | 9021217 |
| 10 AA NiMH Batteries for Rechargeable Battery Tube (9018684) | 9018621 | | |

Power Supplies - Chargers

| NAME | ITEM NUMBER | NAME | ITEM NUMBER |
|---|-------------|--|-------------|
| Plug-in AC Battery Charger (for Ni-MH Battery Tube) | 9018620 | Extension Charging Cable, 8" (For Cassette Applications) (V2 Head) | 9021131 |
| Adaptor cable for use with Legacy Plug-in Battery Charger (9015781) | 9018687 | Lithium-ion Charger (with 6' Cable) (V2 Head) | 9025166 |
| Extension Charging Cable, 94.5" (V2 Head) | 9021016 | WireFree Li-ion Solar Panel Kit (Includes Solar Panel, Brackets, and Glass Mount Adhesive) | 9027294 |

Miscellaneous Power Supplies

| NAME | ITEM NUMBER | NAME | ITEM NUMBER |
|--|-------------|--|-------------|
| Wall Mounting Clips for Battery Tubes (Optional) | 9013263 | Shangri-La Mounting Clips for Battery Tubes (Set of 2) | 9013266 |
| Silhouette Mounting Clips for Battery Tubes (Set of 2) | 9013264 | Din Rail Connector | 9014430 |

Roll Up 28 WireFree™ (External Battery) Accessories

Miscellaneous Power Supplies

| NAME | ITEM NUMBER | NAME | ITEM NUMBER |
|---|-------------|---|-------------|
| Y Harness for Dual Reloadable Battery Tube | 9018625 | Y Harness (Optional) 48" (120cm) | 9018629 |
| Y Harness for Dual Reloadable Battery Tube (10"/30" offset) | 9018626 | Replacement Battery Clips for (Li-ion) Battery Pack (9021217) | 9027701 |

Crowns & Drives

| NAME | ITEM NUMBER | NAME | ITEM NUMBER |
|---|-------------|---|-------------|
| Crown & Drive Set Adaptor for Hunter Douglas 4" Silhouette (Quartette) | 9016953 | Hunter Douglas 37mm Crown & Drive | 9020699 |
| Crown for Shangri-La /Vienna Tube (Not Compatible with Sonesse® 30 WireFree) (Legacy) | 9018587 | Crown & Drive for RollEase/ZMC 2" Profiled Tube | 9021017 |
| Crown for Louvolite & ZMC RS Series 1 5/8" Tube (Legacy) | 9018588 | Acmeda 45 Crown & Drive | 9021018 |
| Drive for Shangri-La /Vienna Tube (Legacy) | 9018597 | Acmeda 45 Heavy Duty Crown & Drive | 9021036 |
| Drive for Louvolite & ZMC RS Series 1 5/8" Tube (Includes Motor Adaptor Plate) (Legacy) | 9018598 | Louvolite 45mm Crown & Drive | 9025811 |
| Crown for Shangri-La /Vienna (New Style) Tube | 9019851 | Hunter Douglas 31mm Crown & Drive | 9025812 |
| Drive for Shangri-La /Vienna (New Style) Tube (Legacy) | 9019852 | Vignette Crown & Drive | 9025813 |
| RollEase 1.5" Crown & Drive | 9020674 | RollEase 1.25" Crown & Drive | 9025815 |
| Louvolite 40mm Crown & Drive | 9020675 | Crown & Drive Adaptor Kit for Shangri-la (New Style Tube) | 9026395 |
| Sonesse® 30 WireFree to 400 Series Adaptor Kit | 9020676 | Crown & Drive Adaptor Kit for Shangri-la (Older Style Tube) | 9026396 |

Roll Up 28 WireFree™ (External Battery) Accessories

Crowns & Drives

| NAME | ITEM NUMBER |
|---|-------------|
| Crown & Drive Set Adaptor for 26.1mm Tube | 9026644 |

Tubes

| NAME | ITEM NUMBER | NAME | ITEM NUMBER |
|--|-------------|--|-------------|
| 44mm Aluminum Tube (Acmeda) (Minimum Order Length 16') | 1780688 | RollEase 1.5" Roller Tube (16 ft. Lengths) | 9017913 |

Tube Components

| NAME | ITEM NUMBER | NAME | ITEM NUMBER |
|--|-------------|--|-------------|
| Cord Take-Up Reel (for RollEase & ZMC XL Series 1.5" Tube) | 1780786 | 40mm Fabric/Cord Clip for Roman Shade Applications | 9012200 |
| Cord Take-Up Reel (for Acmeda 44mm Tube) | 1781898 | | |

Adaptor Plates


| NAME | ITEM NUMBER | NAME | ITEM NUMBER |
|--|-------------|---|-------------|
| Motor Bracket Adaptor Plate (Acmeda Type) and Screws | 9013789 | Motor Adaptor Plate for RollEase SkyLine & ZMC XL Series Brackets | 9016378 |
| Motor Bracket Adaptor Plate & Screws 3.5mm x 9mm (for Louvolite System 40 & ZMC RS Series) | 9014072 | | |

Idler End Caps



| NAME | ITEM NUMBER | NAME | ITEM NUMBER |
|--|-------------|--|-------------|
| Collapsible End Plug (for Louvolite System 40 & ZMC RS Series) | 9013716 | Idler End Plug 44mm Tube (Acmeda Type) | 9013774 |

Roll Up 28 WireFree™ (External Battery) Accessories

Idler End Caps

| NAME | ITEM NUMBER | |
|--|-------------|---|
| RollEase Heavy Duty Spring Idler End Pin (1.5" Tube) | 9017912 |  |

Motor Brackets

| NAME | ITEM NUMBER | NAME | ITEM NUMBER | |
|---|-------------|--|-------------|---|
| Motor and Idler Bracket Kit (for Louvolite System 40 & ZMC RS Series) | 9013715 | Dual Motor and Idler Bracket Kit (Acmeda type) | 9013782 |  |
| Motor & Idler Bracket Kit 40P (Acmeda type) | 9013778 | RollEase 1.5" SkyLine Bracket (2 Required) | 9017910 |  |

Miscellaneous Brackets


| NAME | ITEM NUMBER | NAME | ITEM NUMBER | |
|---|-------------|-------------------------------------|-------------|---|
| Plastic Bracket Cover 40P Kit (Acmeda type) | 9013780 | White Bracket Covers (1.5" SkyLine) | 9017911 |  |
| Double SkyLine Bracket Covers (Includes Left and Right Set) | 9017267 | | |  |

Screws

| NAME | ITEM NUMBER | |
|---|-------------|---|
| M3.5 x 9mm Screw (Sonesse® 40 WireFree, Sonesse® 30 WireFree & Roll Up WireFree Only) | 9014066 |  |


Cord Lift WireFree™ Accessories

Power Cables





| NAME | ITEM NUMBER | NAME | ITEM NUMBER | |
|---|-------------|--|-------------|---|
| Extension Cable for Battery Tube/**Y* Harness - 48" (122cm) | 9016736 | Extension Cable for Battery Tube/**Y* Harness - 10" (25cm) | 9018623 |  |

Cord Lift WireFree™ Accessories




Power Cables

| NAME | ITEM NUMBER | |
|---|-------------|---|
| Extension Cable for Battery Tube/**Y* Harness - 96" (244cm) | 9018624 |  |

Power Supplies

| NAME | ITEM NUMBER | NAME | ITEM NUMBER | |
|--|-------------|--|-------------|---|
| 12V DC Plug-in Power Supply with 3m (9.9 ft.) Cable (White) | 1822445 | Rechargeable Battery Tube Only (Requires 10 NiMH Batteries) | 9018684 |  |
| 12V DC Plug-in Power Supply | 1870940 | 12V DC Reloadable Battery Tube | 9018685 |  |
| 14" Din Rail for Power Supply (9018760) | 9011975 | 12 V DC 10A Din Rail Mount Power Supply | 9018760 |  |
| 8 AA Lithium Battery Package (for Battery Tube 9018685) | 9014834 | Rechargeable Lithium-ion Battery Pack (for External Battery WireFree Motors) | 9021217 |  |
| 10 AA NiMH Batteries for Rechargeable Battery Tube (9018684) | 9018621 | | |  |

Power Supplies - Chargers

| NAME | ITEM NUMBER | NAME | ITEM NUMBER | |
|---|-------------|--|-------------|---|
| Plug-in AC Battery Charger (for Ni-MH Battery Tube) | 9018620 | Extension Charging Cable, 8" (For Cassette Applications) (V2 Head) | 9021131 |  |
| Adaptor cable for use with Legacy Plug-in Battery Charger (9015781) | 9018687 | Lithium-ion Charger (with 6' Cable) (V2 Head) | 9025166 |  |
| Extension Charging Cable, 94.5" (V2 Head) | 9021016 | WireFree Li-ion Solar Panel Kit (Includes Solar Panel, Brackets, and Glass Mount Adhesive) | 9027294 |  |

Cord Lift WireFree™ Accessories

Miscellaneous Power Supplies

| NAME | ITEM NUMBER | NAME | ITEM NUMBER |
|--|-------------|---|-------------|
| Wall Mounting Clips for Battery Tubes (Optional) | 9013263 | Y Harness for Dual Reloadable Battery Tube | 9018625 |
| Silhouette Mounting Clips for Battery Tubes (Set of 2) | 9013264 | Y Harness for Dual Reloadable Battery Tube (10°/30° offset) | 9018626 |
| Shangri-La Mounting Clips for Battery Tubes (Set of 2) | 9013266 | Y Harness (Optional) 48" (120cm) | 9018629 |
| Din Rail Connector | 9014430 | Replacement Battery Clips for (Li-ion) Battery Pack (9021217) | 9027701 |

Headrail Adaptors

| NAME | ITEM NUMBER | NAME | ITEM NUMBER |
|--|-------------|--|-------------|
| Headrail Adaptor (for Legacy Hunter Douglas EasyRise) (CL32 Only) | 9013287 | Headrail Adaptor for Blinds to Go (Smart Lift) & HT Window Clutch System (CL32 Only) | 9017148 |
| Headrail Adaptor (for Graber/Bali EasyUp Cord Loop) (CL32 Only) | 9013288 | Headrail Adaptor for Turnils (TL25 Only) | 9026427 |
| Headrail Adaptor for Kensington Deluxe Cord Loop (CL32 Only) | 9013443 | Headrail Adaptors for HT Window (TL25 Only) | 9026429 |
| Headrail Adaptor for Comfortex/Turnils Global Rail Adaptor (CL32 Only) | 9015900 | | |

Shaft Adaptors

| NAME | ITEM NUMBER | NAME | ITEM NUMBER |
|--------------------------------------|-------------|---|-------------|
| 5mm Square Shaft Adaptor (CL32 Only) | 9013268 | Tape Reel Shaft Adaptor (CL32 Only) | 9013284 |
| Spears Shaft Adaptor (CL32 Only) | 9013283 | 5mm Hex Shaft Adaptor for Somfy CTS (CL32 Only) | 9013285 |

Cord Lift WireFree™ Accessories

Shaft Adaptors

| NAME | ITEM NUMBER | NAME | ITEM NUMBER |
|-----------------------------------|-------------|-------------------------------------|-------------|
| V Notch Shaft Adaptor (CL32 Only) | 9015899 | Shaft Adaptor HT Window (TL25 Only) | 9026430 |
| Shaft Adaptor Turnils (TL25 Only) | 9026428 | | |

Tilt WireFree™ Accessories

Power Cables

| NAME | ITEM NUMBER | NAME | ITEM NUMBER |
|--|-------------|--|-------------|
| Extension Cable for Battery Tube/"Y" Harness - 48" (122cm) | 9016736 | Extension Cable for Battery Tube/"Y" Harness - 96" (244cm) | 9018624 |
| Extension Cable for Battery Tube/"Y" Harness - 10" (25cm) | 9018623 | | |

Power Supplies

| NAME | ITEM NUMBER | NAME | ITEM NUMBER |
|--|-------------|--|-------------|
| 12V DC Plug-in Power Supply with 3m (9.9 ft.) Cable (White) | 1822445 | Rechargeable Battery Tube Only (Requires 10 NiMH Batteries) | 9018684 |
| 12V DC Plug-in Power Supply | 1870940 | 12V DC Reloadable Battery Tube | 9018685 |
| 14" Din Rail for Power Supply (9018760) | 9011975 | 12 V DC 10A Din Rail Mount Power Supply | 9018760 |
| 8 AA Lithium Battery Package (for Battery Tube 9018685) | 9014834 | Rechargeable Lithium-ion Battery Pack (for External Battery WireFree Motors) | 9021217 |
| 10 AA NiMH Batteries for Rechargeable Battery Tube (9018684) | 9018621 | | |

Tilt WireFree™ Accessories

Power Supplies - Chargers

| NAME | ITEM NUMBER | NAME | ITEM NUMBER |
|---|-------------|--|-------------|
| Plug-in AC Battery Charger (for Ni-MH Battery Tube) | 9018620 | Extension Charging Cable, 8' (For Cassette Applications) (V2 Head) | 9021131 |
| Adaptor cable for use with Legacy Plug-in Battery Charger (9015781) | 9018687 | Lithium-ion Charger (with 6' Cable) (V2 Head) | 9025166 |
| Extension Charging Cable, 94.5" (V2 Head) | 9021016 | WireFree Li-ion Solar Panel Kit (Includes Solar Panel, Brackets, and Glass Mount Adhesive) | 9027294 |

Miscellaneous Power Supplies

| NAME | ITEM NUMBER | NAME | ITEM NUMBER |
|--|-------------|---|-------------|
| Wall Mounting Clips for Battery Tubes (Optional) | 9013263 | Y Harness for Dual Reloadable Battery Tube | 9018625 |
| Silhouette Mounting Clips for Battery Tubes (Set of 2) | 9013264 | Y Harness for Dual Reloadable Battery Tube (10°/30° offset) | 9018626 |
| Shangri-La Mounting Clips for Battery Tubes (Set of 2) | 9013266 | Y Harness (Optional) 48" (120cm) | 9018629 |
| Din Rail Connector | 9014430 | Replacement Battery Clips for (Li-ion) Battery Pack (9021217) | 9027701 |

Headrail Adaptors

| NAME | ITEM NUMBER | NAME | ITEM NUMBER |
|---|-------------|--|-------------|
| Headrail Adaptor for Decora Sun Headrail | 9025739 | Low Profile Headrail Adaptor for Through-Shaft | 9025743 |
| Gutter Headrail Adaptor for Through-Shaft | 9025742 | | |

Tilt WireFree™ Accessories

Shaft Adaptors

| NAME | ITEM NUMBER | NAME | ITEM NUMBER |
|-------------------------------|-------------|----------------------------|-------------|
| 6mm Hexagonal Shaft Adaptor | 9025928 | 6.4mm Square Shaft Adaptor | 9025932 |
| 5.5mm Hexagonal Shaft Adaptor | 9025929 | 4mm Square Shaft Adaptor | 9027060 |
| 5mm Hexagonal Shaft Adaptor | 9025930 | D Shaft Adaptor | 9027062 |
| 6mm Square Shaft Adaptor | 9025931 | | |

Drapery Motors



Designed for Silence Glydea ULTRA, the quietest motor available, transforms any room into a private, hushed environment.



Power Options WireFree, Plug-in (AC or DC), and hard-wired (AC) options available.



Strong Traversing Capacity Powerful enough to easily skim curtains across expansive windows.



Smart Home Smartphone app or voice commands enable effortless and convenient control.



Style Flexibility Premium motorized control for Ripplefold®, Pinch Pleat and many of the most popular drapery styles.



Technologies Advanced technology solutions that are easy to install and simple to use.

Glydea® ULTRA Motors Radio Technology Somfy® (RTS)



Glydea® ULTRA is reliable, adaptable, robust, and discreet. A premium solution to motorize all types of curtains in any residential or commercial space.

Comfort & Convenience

- Reduce glare or enjoy privacy using the quietest motor solution available.
- Strong traversing capacity offers light, fluid movement for heavier curtains.
- Use natural voice commands to control RTS motorized solutions by adding TaHoma.

Energy Saving

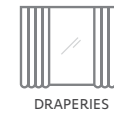
- Reduce energy costs automatically by adding sensors or timers.
- Protect valuable furnishings from the sun's damaging UV rays.



Main functions

- Large window coverings
- Soft start-stop
- Adjustable speed
- Quick & easy settings
- Automatic limit setting
- MY function
- Manual override
- Back release

Compatible end-products



| NAME | HEAD TYPE | TORQUE (Nm) | SPEED (RPM) | INPUT VOLTAGE | RATED CURRENT (AMPS) | CABLE LENGTH (FEET) | TECHNOLOGY | ITEM NUMBER |
|--|--------------|-------------|-------------|--------------------|----------------------|---------------------|-------------|-------------|
| GLYDEA® ULTRA 35 MOTOR RTS WITH 10' PLUG | WITHOUT HEAD | 0.6 | 105 | 90-240V AC 50-60HZ | 0.54 | 9.84 | RTS 433 MHZ | 1003152 |
| GLYDEA® ULTRA 60 MOTOR RTS WITH 10' PLUG | WITHOUT HEAD | 1.1 | 105 | 90-240V AC 50-60HZ | 1.00 | 9.84 | RTS 433 MHZ | 1003159 |

Glydea® ULTRA Motors

Wired

Glydea® ULTRA is reliable, adaptable, robust, and discreet. A premium solution to motorize all types of curtains in any residential or commercial space.

Comfort & Convenience

- Reduce glare or enjoy privacy using the quietest motor solution available.
- Strong traversing capacity offers light, fluid movement for heavier curtains.

Energy Saving

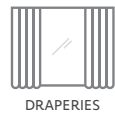
- Reduce energy costs automatically by adding sensors or timers.
- Protect valuable furnishings from the sun's damaging UV rays.



Main functions

- Large window coverings
- Automatic limit setting
- Manual override
- Quick & easy settings

Compatible end-products



| NAME | HEAD TYPE | TORQUE (Nm) | SPEED (RPM) | INPUT VOLTAGE | RATED CURRENT (AMPS) | MOTOR LENGTH (INCHES) | CABLE LENGTH (FEET) | TECHNOLOGY | ITEM NUMBER |
|--|--------------|-------------|-------------|--------------------|----------------------|-----------------------|---------------------|------------|-------------|
| GLYDEA® ULTRA 35 WIRED MOTOR (NO PLUG) | WITHOUT HEAD | 0.6 | 105 | 90-240V AC 50-60HZ | 0.54 | 13.70 | 4.92 | WIRED | 1003153 |
| GLYDEA® ULTRA 60 WIRED MOTOR (NO PLUG) | WITHOUT HEAD | 1.1 | 105 | 90-240V AC 50-60HZ | 1.00 | 13.70 | 4.92 | WIRED | 1003160 |

Glydea® ULTRA Motors

Dry Contact

Glydea® ULTRA is reliable, adaptable, robust, and discreet. A premium solution to motorize all types of curtains in any residential or commercial space.

Comfort & Convenience

- Reduce glare or enjoy privacy using the quietest motor solution available.
- Strong traversing capacity offers light, fluid movement for heavier curtains.

Energy Saving

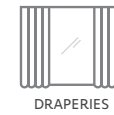
- Reduce energy costs automatically by adding sensors or timers.
- Protect valuable furnishings from the sun's damaging UV rays.



Main functions

- Large window coverings
- Soft start-stop
- Adjustable speed
- Quick & easy settings
- Automatic limit setting
- MY function
- Manual override
- Back release

Compatible end-products



| NAME | HEAD TYPE | TORQUE (Nm) | SPEED (RPM) | INPUT VOLTAGE | RATED CURRENT (AMPS) | CABLE LENGTH (FEET) | TECHNOLOGY | ITEM NUMBER |
|--|--------------|-------------|-------------|--------------------|----------------------|---------------------|------------|-------------|
| GLYDEA® ULTRA 35 MOTOR DCT WITH 10' PLUG | WITHOUT HEAD | 0.6 | 105 | 90-240V AC 50-60HZ | 0.54 | 9.84 | DCT | 1003151 |
| GLYDEA® ULTRA 60 MOTOR DCT WITH 10' PLUG | WITHOUT HEAD | 1.1 | 105 | 90-240V AC 50-60HZ | 1.00 | 9.84 | DCT | 1003158 |

Irismo™ Motors

Radio Technology Somfy® (RTS)



The Irismo™ Mini DC is a friendly, low-voltage, and discreet solution to easily motorize draperies.

Comfort & Convenience

- Perfect solution to reduce glare or create instant privacy.
- Open or close draperies with the simple press of a button.
- Superior, reliable performance.
- Smartphone/tablet app provides control from virtually anywhere.
- Use natural voice commands to control RTS motorized solutions by adding TaHoma.

Energy Savings

- Reduce energy consumption up to 40%.
- Protect valuable furnishings from harmful UV rays.
- Add optional timers or sensors to provide automatic control.

Flexible Control Options

- Built-in RTS module (compatible with all RTS control options).
- Easy integration with third-party automation systems.

Aesthetically Pleasing

- Clean white finish can easily be concealed above, to the left, or to the right of the track.

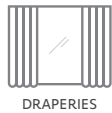
Quiet Yet Efficient

- Motor design and advanced high performance belt drive system provides quiet operation.
- Touch motion and manual override allows manual control as desired.

Main functions

- Medium sized blinds
- MY function
- Soft start-stop
- Manual override
- Adjustable speed
- Back release
- Quick & easy settings
- Automatic limit setting

Compatible end-products



| NAME | HEAD TYPE | TORQUE (Nm) | SPEED (RPM) | INPUT VOLTAGE | RATED CURRENT (AMPS) | CABLE LENGTH (FEET) | TECHNOLOGY | ITEM NUMBER |
|--|--------------|-------------|-------------|--------------------|----------------------|---------------------|-------------|-------------|
| IRISMO™ 35 (MINI DC) RTS* (INCLUDES 24V DC POWER SUPPLY) | WITHOUT HEAD | 0.6 | 87.5 | 90-240V AC 50-60HZ | 2.00 | 13.12 | RTS 433 MHZ | 1003004 |
| IRISMO™ 45 WIREFREE RTS* (WITH RECHARGEABLE BATTERY) | WITHOUT HEAD | 0.8 | 87.5 | 24V DC | 1.50 | | RTS 433 MHZ | 1002353 |



Irismo™ Motors

Dry Contact



The Irismo™ Mini DC is a friendly, low-voltage, and discreet solution to easily motorize draperies.

Comfort & Convenience

- Perfect solution to reduce glare or create instant privacy.
- Open or close draperies with the simple press of a button.
- Superior, reliable performance.
- Smartphone/tablet app provides control from virtually anywhere.

Energy Savings

- Reduce energy consumption up to 40%.
- Protect valuable furnishings from harmful UV rays.
- Add optional timers or sensors to provide automatic control.

Flexible Control Options

- Easy integration with third-party automation systems.

Aesthetically Pleasing

- Clean white finish can easily be concealed above, to the left, or to the right of the track.

Quiet Yet Efficient

- Motor design and advanced high performance belt drive system provides quiet operation.
- Touch motion and manual override allows manual control as desired.

Main functions

- Medium sized blinds
- MY function
- Soft start-stop
- Manual override
- Adjustable speed
- Back release
- Quick & easy settings
- Automatic limit setting

Compatible end-products



| NAME | HEAD TYPE | TORQUE (Nm) | SPEED (RPM) | INPUT VOLTAGE | CABLE LENGTH (FEET) | TECHNOLOGY | ITEM NUMBER |
|--|--------------|-------------|-------------|--------------------|---------------------|------------|-------------|
| IRISMO™ 35 (MINI DC) DCT* (INCLUDES 24V DC POWER SUPPLY) | WITHOUT HEAD | 0.6 | 87.5 | 90-240V AC 50-60HZ | 13.12 | DCT | 1003003 |



Drapery Accessories



Rails

White Components

Bronze Components

Common Components

Brackets

Glydea® ULTRA & Irismo™ Accessories Zigbee®

| NAME | ITEM NUMBER | NAME | ITEM NUMBER |
|---|-------------|--|-------------|
| Zigbee Module for Drapery Motors (Irismo DCT to Zigbee Upgrade) | 1870221 | Zigbee Irismo™ 24V Mini DC Control Enclosure Kit | 1870281 |

Z-Wave®

| NAME | ITEM NUMBER | NAME | ITEM NUMBER |
|---|-------------|--|-------------|
| Z-Wave Module for Drapery Motors (Irismo DCT to Z-Wave Upgrade) | 1870228 | Z-Wave Irismo™ 24V Mini DC Control Enclosure Kit | 1870280 |

Power over Ethernet (PoE) Gateway

| NAME | ITEM NUMBER |
|---|-------------|
| Drapery Adaptor for Power over Ethernet (PoE) Gateway | 9025012 |

Somfy Digital Network™ (SDN) Drapery Modules

| NAME | ITEM NUMBER | NAME | ITEM NUMBER |
|---|-------------|---|-------------|
| RS485 Module for Irismo™ Motors (Irismo DCT to RS485 Upgrade) | 1811129 | RS485 (2-Way) Module for Glydea® ULTRA Motors | 1870275 |

Data Cables


| NAME | ITEM NUMBER | NAME | ITEM NUMBER |
|-----------------------------|-------------|----------------------------|-------------|
| Modular Cable, 25 ft., Grey | 9013149 | 8 ft. Cable with RJ12 Plug | 9015443 |
| Modular Cable, 7 ft. | 9013346 | | |

Glydea® ULTRA & Irismo™ Accessories

Power Supplies

| NAME | ITEM NUMBER | |
|---|-------------|---|
| Replacement 25.9V Rechargeable Li-ion Battery for Irismo™ 45 WireFree RTS (1002353) | 9026476 |  |

Power Supplies - Chargers

| NAME | ITEM NUMBER | |
|---|-------------|---|
| Battery Charger for Irismo™ 45 WireFree RTS (1002353) | 1003080 |  |









White Components

| NAME | ITEM NUMBER | |
|---|-------------|---|
| Pinch Pleat Return Hook | 1780895 |  |
| White Pulley Cover | 1780898 |  |
| Drapery Track 96' per Carton (6pcs x 16') (Minimum order of 16')(Sold per Foot) | 1780899 |  |
| Carrier RippleFold 120% (Quantity per Roll: 500)(Sold Individually) | 1780901 |  |
| Carrier RippleFold 100% (Quantity per Roll: 500)(Sold Individually) | 1780902 |  |
| Carrier RippleFold 80% (Quantity per Roll: 500)(Sold Individually) | 1780903 |  |
| RippleFold Return Snap | 1780905 |  |
| One Touch Ceiling Bracket | 1780907 |  |
| 4.5" - 6" Projection Adjustable Wall Mount Bracket | 1780909 |  |
| 8.75"-10.25" Projection Double Adjustable Wall Mount Bracket | 1780910 |  |

| NAME | ITEM NUMBER | |
|--|-------------|---|
| Drive Pulley | 1780945 |  |
| RippleFold Pendant Only | 1780948 |  |
| High Performance Rotating Eye Runner | 1781415 |  |
| 8.75" - 10.25" Projection Double Wall Mount Bracket Kit | 1782053 |  |
| 4.5" - 6" Projection Adjustable Wall /Ceiling Bracket Kit | 1782054 |  |
| Small Pulley | 1782318 |  |
| Silent High Performance Rotating Eye Runner | 1782921 |  |
| RippleFold Silent Runners 80% (White) (Quantity per Roll: 250)(Sold Individually) | 9027592 |  |
| RippleFold Silent Runners 100% (White) (Quantity per Roll: 250)(Sold Individually) | 9027593 |  |
| RippleFold Silent Runners 120% (White) (Quantity per Roll: 250)(Sold Individually) | 9027594 |  |





Glydea® ULTRA & Irismo™ Accessories





Bronze Components

| NAME | ITEM NUMBER | |
|--------------------------------------|-------------|---|
| Small Pulley | 1782861 |  |
| Motor Hook for Pinch Pleat | 1782862 |  |
| Return Snap for RippleFold | 1782863 |  |
| Swivel Ceiling Bracket | 1782864 |  |
| One Touch Ceiling Bracket | 1782865 |  |
| Adjustable Wall Mount Bracket | 1782866 |  |
| Double Adjustable Wall Mount Bracket | 1782867 |  |
| Pulley Cover | 1782868 |  |

| NAME | ITEM NUMBER | |
|---|-------------|---|
| High Performance Rotating Eye Runner | 1782869 |  |
| Carrier RippleFold 120% (Quantity per Roll: 500)(Sold Individually) | 1782870 |  |
| Carrier RippleFold 100% (Quantity per Roll: 500)(Sold Individually) | 1782871 |  |
| Carrier RippleFold 80% (Quantity per Roll: 500) (Sold Individually) | 1782872 |  |
| Drive Pulley | 1782873 |  |
| Drapery Track 228' per Carton (12pcs x 19') (Minimum order of 19')(Sold per Foot) | 9025133 |  |
| 4.5" - 6" Projection Adjustable Wall/Ceiling Bracket Kit (Bronze) | 9025621 |  |
| 8.75" - 10.25" Projection Double Wall Mount Bracket Kit (Bronze) | 9025622 |  |

Common Drapery Components

| NAME | ITEM NUMBER | |
|---|-------------|---|
| Swivel Ceiling Bracket (Recommended for Curved and Bent Tracks) | 1780906 |  |
| Top Mount Motor Kit | 1780908 |  |
| One Way Overlap Universal Arm (For Use with Large Pulley) | 1780947 |  |
| RippleFold Butt Master Arms (2 required) | 1780953 |  |

| NAME | ITEM NUMBER | |
|--|-------------|---|
| Heavy Duty Master Carrier | 1781344 |  |
| High Performance Belt for Drapery Tracks (Sold per Foot) | 1782084 |  |
| Glystro Conversion Kit | 1782106 |  |
| Ripple Snap Tape 100-Yard Roll | 1782301 |  |



Outdoor Living

Today more than ever, people are looking beyond their walls and seeking ways to extend the comforts of their living environment to the great outdoors. For homeowners and commercial operations alike, Somfy® provides a variety of motorization solutions to maximize the comfort and convenience of outdoor life. These solutions are easy to install, easy to operate, and easy to enjoy.

| | |
|-----------------------------|------------|
| Convenient Control | 164 |
| Awning Motors | 166 |
| Awning Accessories | 177 |
| Exterior Screen Motors | 190 |
| Exterior Screen Accessories | 202 |
| Pergola Motors | 213 |
| Pergola Accessories | 215 |
| Rolling Shutter Motors | 217 |
| Rolling Shutter Accessories | 229 |

Convenient Control

Somfy makes it simple to take pleasure in the outdoors with a choice of control systems for effortless, intuitive operation.

- Radio Technology Somfy® (RTS) systems place total control of awnings, screens, rolling shutters, and pergolas at the user's fingertips with hand-held remotes, wireless switches, automatic timers, and other control options.
- Somfy's TaHoma® provides easy control anytime with a simple smart-device app, automatic timed scenes, or even natural voice commands.
- Somfy sensor accessories allow the ultimate in convenience with automatic control depending on time, wind, sun, or weather conditions.

Awnings

Motorized awnings powered by Somfy instantly transform any deck, patio, or porch into a cool, shaded outdoor living space with one-touch simplicity. They give users more opportunity to enjoy their outdoor living space and more control of their natural outdoor lighting, while protecting their valuable furnishings from harmful UV rays.

Somfy sensors enable awning systems to detect and react to changing outdoor conditions. When the sun beats down, the awning extends; when the wind begins to blow, it automatically retracts.

Exterior Screens

Motorized exterior screens are a simple solution that enhances the cool comfort, insect protection, energy efficiency, and privacy of virtually any living environment. Our motorized systems are designed for all types of outdoor screens.

When integrated with an RTS sun sensor, Somfy exterior screen systems will lower automatically to maintain an optimal temperature inside. And when night falls and lights turn on, a timer enables screens to lower and protect the home from unwanted insects.

Pergolas

Utilizing built-in sensors, Somfy's motorized pergola systems automatically adapt the position of the slats according to the weather conditions. In rain, snow, strong winds, ice, or other challenging conditions, the pergola remains protected year-round.

Customized pergola systems allow easy outdoor comfort and enjoyment in all four seasons, especially when connected with heating and lighting products.


Rolling Shutters

Motorized rolling shutters protect any home from the elements, including hurricanes and storm damage, with the touch of a button or a simple voice command. Users can also control them when away from home with our TaHoma smart system.

Somfy rolling shutter motors offer enhanced security and resistance to break-ins thanks to their tough anti-lift links. They also provide excellent insulation for energy savings, and for shutting out noise and light from the outside. And Somfy offers the quietest rolling shutter motors in the industry for a peaceful home environment.



Awning Motors




Extend Outdoor Living Space Quick, cool comfort for patios and decks, and UV protection for valuable outdoor furniture.



Power Options A wide range of torque choices available. Sunea motors are UL listed for safe, easy-to-use connection.



Features for Flexibility Motors equipped with compact manual override in event of a power failure.



Smart Home Limit settings and product position preferences managed with fingertip controls or TaHoma.



Energy Savings In addition to controlling natural light, environmentally friendly motors conserve power in standby mode.



Technologies Adapts to quickly changing weather with sensors that react to sun, wind and rain.

LS40 AC Motor

Standard Motors - Progressive Limit Adjustment



The LS40 AC is a wired, 40mm motor for blinds and screens.

Easy Integration

- Thin and round head.
- Suitable for compact tubes diameter 37mm or more (internal diameter).

Easy Limit Setting

- Down and up end limits set by the progressive adjusting knob on the motor head.

Simple, Effortless, and Comfortable

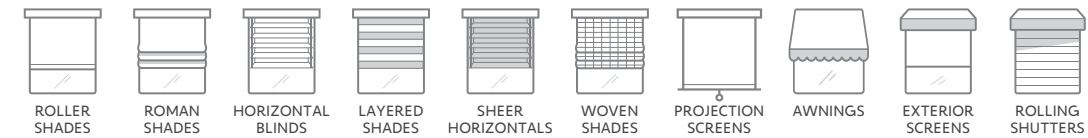
- Accessible motorization to move blinds, shades, or screens effortlessly.



Main functions

- M Medium sized blinds
- Progressive limit setting

Compatible end-products



| NAME | HEAD TYPE | TORQUE (Nm) | SPEED (RPM) | INPUT VOLTAGE | RATED CURRENT (AMPS) | MOTOR LENGTH (INCHES) | CABLE LENGTH (FEET) | TECHNOLOGY | ITEM NUMBER |
|---------------------------------|-----------|-------------|-------------|---------------|----------------------|-----------------------|---------------------|------------|-------------|
| 412R2 RH WITHOUT FAST CONNECTOR | ROUND | 12 | 10 | 120V AC 60HZ | 1.05 | 19.09 | 6.56 | WIRED | 1024192 |

LT50 Sunea® CMO AC Motors Radio Technology Somfy® (RTS)

Sunea™ is the most advanced, innovative motor for cassette, semi-cassette, and standard awnings. A Sunea motorized awning can be controlled with any Radio Technology Somfy accessory including hand-held remote controls, wireless wall switches, and timers.

Easy Install

- Can be plugged into a standard wall outlet or hard-wired.
- Automatically resets its limits as the fabric settles or stretches.
- Maintain control of the awning even with loss of power using a manual crank handle.
- Settings and controls are maintained in the motor's memory.

Radio Technology Somfy

- Compatible with all RTS-powered systems, controls, and accessories so users can mix and match options to maximize product performance.
- Exclusive Somfy "my" feature saves a favorite/preferred product position.
- RTS is omni-directional, so no need to aim the remote at the product being controlled.

Universal Quick Connector

- Molded in white to match connector and cable colors.
- For interior and exterior IP55 (diameter 40 & 50) motors, radio and wired.
- UL recognized for a safe, easy-to-use connection.
- Plug & play extensions (no electrician needed).
- Limited motor SKUs to effectively manage inventory.
- Flexibility to manage extension lengths as needed.

Main functions

Compatible end-products



| NAME | HEAD TYPE | TORQUE (Nm) | SPEED (RPM) | INPUT VOLTAGE | RATED CURRENT (AMPS) | MOTOR LENGTH (INCHES) | CABLE LENGTH (FEET) | TECHNOLOGY | ITEM NUMBER |
|--|-----------|-------------|-------------|---------------|----------------------|-----------------------|---------------------|-------------|-------------|
| SUNEA® RTS CMO 525A2 WITH 18" FAST CONNECTOR | CMO | 25 | 20 | 120V AC 60HZ | 1.60 | 28.35 | 1.31 | RTS 433 MHZ | 1114304 |
| SUNEA® RTS CMO 535A2 WITH 18" FAST CONNECTOR | CMO | 35 | 20 | 120V AC 60HZ | 2.10 | 28.35 | 1.31 | RTS 433 MHZ | 1116321 |
| SUNEA® RTS CMO 550R2 WITH 18" FAST CONNECTOR | CMO | 50 | 14 | 120V AC 60HZ | 2.10 | 28.35 | 1.31 | RTS 433 MHZ | 1118210 |



LT50 Orea® AC Motors Radio Technology Somfy® (RTS)

Orea® is suitable for pre- and post-construction opportunities and can be controlled with any Radio Technology Somfy accessory including hand-held remote controls, sensors, wireless wall switches, and timers.

Easy Install

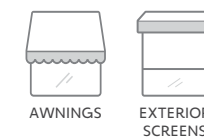
- Plug and play tubular motor with no need for costly wiring.
- Star motor head reduces the light gap.
- Automatic up limit detection with adjustable closing force to ensure a cassette always closes perfectly.
- Easily set and adjust limits with the transmitter.

Radio Technology Somfy

- Compatible with all RTS-powered systems, controls, and accessories so users can mix and match options to maximize product performance.
- Exclusive Somfy "my" feature saves a favorite/preferred product position.
- RTS is omni-directional, so no need to aim the remote at the product being controlled.

Main functions

Compatible end-products



| NAME | HEAD TYPE | TORQUE (Nm) | SPEED (RPM) | INPUT VOLTAGE | RATED CURRENT (AMPS) | MOTOR LENGTH (INCHES) | CABLE LENGTH (FEET) | TECHNOLOGY | ITEM NUMBER |
|----------------|-----------|-------------|-------------|---------------|----------------------|-----------------------|---------------------|-------------|-------------|
| OREA RTS 535A2 | STAR | 35 | 20 | 120V AC 60HZ | 2.10 | 26.89 | 9.84 | RTS 433 MHZ | 1038173 |
| OREA RTS 550R2 | STAR | 50 | 14 | 120V AC 60HZ | 2.10 | 26.89 | 9.84 | RTS 433 MHZ | 1038174 |



LT50 CMO AC Motors

Wired

The LT50 CMO is a 120V/60Hz standard tubular motor featuring compact manual override to operate manually when power is not available.

Easy to Install & Use

- Features a compact manual override (CMO) allowing operation in the event of a power failure.
- A standard 4-wire motor is an ideal choice for preconstruction opportunities while the walls are open and operation with a wired switch is preferred.
- Detachable power cable to easily manage wire length or replace if needed.
- Standard control options include wired wall switches.
- Easily set and adjust limits using rapid push-buttons.

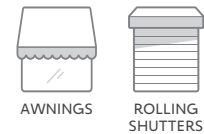
Environmentally Friendly

- Designed to save energy.
- Doesn't consume power in standby mode.

Main functions

- Quick & easy settings
- Rapid limit adjustments
- Manual override

Compatible end-products



| NAME | HEAD TYPE | TORQUE (Nm) | SPEED (RPM) | INPUT VOLTAGE | RATED CURRENT (AMPS) | MOTOR LENGTH (INCHES) | CABLE LENGTH (FEET) | TECHNOLOGY | ITEM NUMBER |
|-----------|-----------|-------------|-------------|---------------|----------------------|-----------------------|---------------------|------------|-------------|
| 525A2 CMO | CMO | 25 | 20 | 120V AC 60HZ | 1.60 | 23.90 | 6.56 | WIRED | 1043010 |
| 530R2 CMO | CMO | 30 | 14 | 120V AC 60HZ | 1.50 | 23.90 | 6.56 | WIRED | 1045017 |
| 535A2 CMO | CMO | 35 | 20 | 120V AC 60HZ | 2.10 | 26.65 | 6.56 | WIRED | 1047006 |
| 540R2 CMO | CMO | 40 | 14 | 120V AC 60HZ | 1.80 | 26.65 | 6.56 | WIRED | 1049026 |
| 550R2 CMO | CMO | 50 | 14 | 120V AC 60HZ | 2.10 | 26.65 | 6.56 | WIRED | 1051014 |



LT50 RTS CMO AC Motors

Radio Technology Somfy® (RTS)

LT50 RTS CMO tubular motors have RTS built-in and feature a compact manual override (CMO).

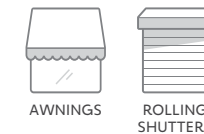
Easy to Install & Use

- Premier choice for hurricane shutters and retractable awnings.
- 120V tubular motor with built-in RTS.
- Features a compact manual override (CMO) which allows users to operate the motorized application manually when power is not available.
- This motor can be plugged into a standard wall outlet or hard-wired.
- Detachable power cable to easily manage wire length or replace if needed.
- Easily integrates with most home automation systems.
- Compatible with full range of RTS controls and accessories.
- Easily set and adjust limits using rapid push-buttons.

Main functions

- Quick & easy settings
- Rapid limit adjustments
- Manual override
- Compatible with rain, sun, & wind sensors
- RTS MY function

Compatible end-products



| NAME | HEAD TYPE | TORQUE (Nm) | SPEED (RPM) | INPUT VOLTAGE | RATED CURRENT (AMPS) | MOTOR LENGTH (INCHES) | CABLE LENGTH (FEET) | TECHNOLOGY | ITEM NUMBER |
|---------------|-----------|-------------|-------------|---------------|----------------------|-----------------------|---------------------|-------------|-------------|
| 525A2 RTS CMO | CMO | 25 | 20 | 120V AC 60HZ | 1.60 | 30.98 | 9.84 | RTS 433 MHZ | 1043426 |
| 530R2 RTS CMO | CMO | 30 | 14 | 120V AC 60HZ | 1.50 | 30.98 | 9.84 | RTS 433 MHZ | 1051476 |
| 535A2 RTS CMO | CMO | 35 | 20 | 120V AC 60HZ | 2.10 | 30.98 | 11.48 | RTS 433 MHZ | 1047306 |
| 540R2 RTS CMO | CMO | 40 | 14 | 120V AC 60HZ | 1.80 | 30.98 | 9.84 | RTS 433 MHZ | 1051477 |
| 550R2 RTS CMO | CMO | 50 | 14 | 120V AC 60HZ | 2.10 | 30.98 | 9.84 | RTS 433 MHZ | 1051466 |



LT50 AC Motors

Somfy Digital Network™ (SDN) RS485

LT50 AC motors offer intelligent two-way communication.

Multiple Applications

- Internal, External, Residential, and Commercial, and Integrated network solutions.

Simple Installation & Setup

- Compatible with leading industry hardware.
- Can be mounted in the bracket six different ways.
- Features a “snap-on” style connection for roller tube adapters.
- Customizable power cord lengths based on installation requirements.
- Limits may be set using progressive screw adjustment buttons, a radio transmitter, or addressable network limit settings.

Easy Integration

- Suitable for tubes diameter 47mm or more (internal diameter).
- Removable cable.

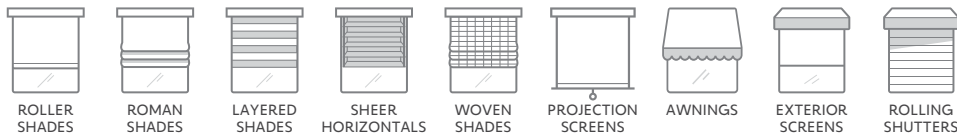
Wide Compatibility

- Compatible with the Somfy Digital Network (SDN).
- Easily integrates with third-party control systems.

Main functions

- Large window coverings
- Position feedback
- Electronic end limits
- Advanced diagnostic

Compatible end-products



| NAME | HEAD TYPE | TORQUE (Nm) | SPEED (RPM) | INPUT VOLTAGE | RATED CURRENT (AMPS) | MOTOR LENGTH (INCHES) | CABLE LENGTH (FEET) | TECHNOLOGY | ITEM NUMBER |
|-------------|-----------|-------------|-------------|---------------|----------------------|-----------------------|---------------------|------------|-------------|
| 535A2 RS485 | STAR | 35 | 20 | 120V AC 60HZ | 2.10 | 26.89 | 9.84 | RS485 | 1002288 |



LT50 AC Motors

Standard Motors - Rapid Limit Adjustment

The LT50 AC is a standard 4-wire star head motor, an ideal choice for pre-construction opportunities while the walls are open. Control an individual shade or group of shades with a wired switch.

Installation Advantages

- Adjustable motorhead orientation installs in 6 different positions.
- Power cable is detachable at the motor head for quick replacement when necessary or to manage wire length.
- Drive wheels snap on for quick assembly.
- Rapid push-button limits allow for quick and easy setting and adjustment.
- Optional fast connectors are available in various lengths to avoid the need for an electrician.

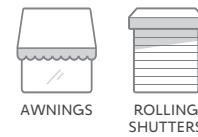
Energy Savings

- Act for Green motor, designed to be environmentally friendly.
- Doesn't consume power in standby mode for reduced user costs.


Main functions

- Large window coverings
- Quick & easy settings
- Rapid limit adjustments

Compatible end-products



| NAME | HEAD TYPE | TORQUE (Nm) | SPEED (RPM) | INPUT VOLTAGE | RATED CURRENT (AMPS) | MOTOR LENGTH (INCHES) | CABLE LENGTH (FEET) | TECHNOLOGY | ITEM NUMBER |
|------------------|-----------|-------------|-------------|---------------|----------------------|-----------------------|---------------------|------------|-------------|
| 515A2 15/20 SJTW | STAR | 15 | 20 | 120V AC 60HZ | 1.10 | 20.98 | 9.84 | WIRED | 1040063 |
| 520R2 20/14 SJTW | STAR | 20 | 14 | 120V AC 60HZ | 0.70 | 20.98 | 9.84 | WIRED | 1042055 |
| 525A2 25/20 SJTW | STAR | 25 | 20 | 120V AC 60HZ | 1.60 | 22.17 | 9.84 | WIRED | 1043424 |
| 530R2 30/14 SJTW | STAR | 30 | 14 | 120V AC 60HZ | 1.50 | 22.17 | 9.84 | WIRED | 1045793 |
| 535A2 35/20 SJTW | STAR | 35 | 20 | 120V AC 60HZ | 2.10 | 24.13 | 9.84 | WIRED | 1047368 |
| 540R2 40/14 SJTW | STAR | 40 | 14 | 120V AC 60HZ | 1.80 | 24.13 | 9.84 | WIRED | 1049894 |
| 550R2 50/14 SJTW | STAR | 50 | 14 | 120V AC 60HZ | 2.10 | 24.13 | 9.84 | WIRED | 1051464 |



LT60 AC Motors

Wired

A standard 4-wire star head motor, an ideal choice for pre-construction opportunities while the walls are open. Control an individual shade or group of shades with a wired switch.

Installation Advantages

- Adjustable motorhead orientation installs in six different positions.
- Power cable is detachable at the motor head for quick replacement when necessary or to manage wire length.
- Drive wheels snap on for quick assembly.
- Rapid push-button limits allow for quick and easy setting and adjustment.

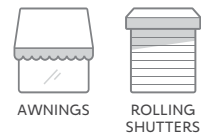
Energy Savings

- Act for Green motor, designed to be environmentally friendly.
- Doesn't consume power in standby mode for reduced user costs.

Main functions

- Quick & easy settings
- Rapid limit adjustments

Compatible end-products



| NAME | HEAD TYPE | TORQUE (Nm) | SPEED (RPM) | INPUT VOLTAGE | RATED CURRENT (AMPS) | MOTOR LENGTH (INCHES) | CABLE LENGTH (FEET) | TECHNOLOGY | ITEM NUMBER |
|--------------------|-----------|-------------|-------------|---------------|----------------------|-----------------------|---------------------|------------|-------------|
| 660R2 60/14 SJTW | STAR | 60 | 14 | 120V AC 60HZ | 2.50 | 26.18 | 9.84 | WIRED | 1162272 |
| 680R2 80/14 SJTW | STAR | 80 | 14 | 120V AC 60HZ | 3.40 | 26.18 | 9.84 | WIRED | 1164262 |
| 6100R2 100/14 SJTW | STAR | 100 | 14 | 120V AC 60HZ | 3.80 | 26.18 | 9.84 | WIRED | 1166290 |



LT60 Altus® AC Motors

Radio Technology Somfy® (RTS)



The LT60 Altus is a universal solution for larger rolling shutters and awnings.

Easy Install

- Can be plugged into a standard wall outlet or in-wall wired.
- Limits quickly set and adjusted from the transmitter.
- Starhead motor reduces the light gap.

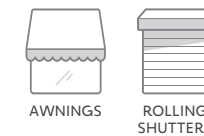
Radio Technology Somfy

- Compatible with all RTS-powered systems, controls, and accessories so users can mix and match options to maximize product performance.
- Exclusive Somfy "my" feature saves a favorite/preferred product position.
- RTS is omni-directional, so no need to aim the remote at the product being controlled.

Main functions

- Quick & easy settings
- Remote limit setting
- Compatible with rain, sun, & wind sensors
- MY function
- Electronic end limits

Compatible end-products



| NAME | HEAD TYPE | TORQUE (Nm) | SPEED (RPM) | INPUT VOLTAGE | RATED CURRENT (AMPS) | MOTOR LENGTH (INCHES) | CABLE LENGTH (FEET) | TECHNOLOGY | ITEM NUMBER |
|-------------------|-----------|-------------|-------------|---------------|----------------------|-----------------------|---------------------|-------------|-------------|
| ALTUS® RTS 660R2 | STAR | 60 | 14 | 120V AC 60HZ | 2.50 | 27.56 | 9.84 | RTS 433 MHZ | 1162271 |
| ALTUS® RTS 680R2 | STAR | 80 | 14 | 120V AC 60HZ | 3.40 | 29.13 | 9.84 | RTS 433 MHZ | 1164261 |
| ALTUS® RTS 6100R2 | STAR | 100 | 14 | 120V AC 60HZ | 3.80 | 29.13 | 9.84 | RTS 433 MHZ | 1166289 |



LT60 CMO AC Motors

Wired

LT60 CMO standard tubular motors are ideal for larger applications. They feature a compact manual override for when power is not available.

Ease of Installation

- Standard 4-wire motor is an ideal choice for preconstruction opportunities while the walls are open and operation with a wired switch is preferred.
- Standard control options include wired wall switches.
- Easily set and adjust limits using rapid push-buttons.
- Detachable power cable to easily manage wire length, or replace if needed.

Environmentally Friendly

- Designed to save energy.
- Doesn't consume power in standby mode.

Main functions



Quick & easy settings



Rapid limit adjustments



Manual override

Compatible end-products



AWNINGS



ROLLING SHUTTERS

| NAME | HEAD TYPE | TORQUE (Nm) | SPEED (RPM) | INPUT VOLTAGE | RATED CURRENT (AMPS) | MOTOR LENGTH (INCHES) | CABLE LENGTH (FEET) | TECHNOLOGY | ITEM NUMBER |
|------------|-----------|-------------|-------------|---------------|----------------------|-----------------------|---------------------|------------|-------------|
| 660R2 CMO | CMO | 60 | 14 | 120V AC 60HZ | 2.50 | 25.79 | 6.56 | WIRED | 1162014 |
| 680R2 CMO | CMO | 80 | 14 | 120V AC 60HZ | 3.40 | 27.17 | 6.56 | WIRED | 1164013 |
| 6100R2 CMO | CMO | 100 | 14 | 120V AC 60HZ | 3.80 | 27.17 | 6.56 | WIRED | 1166016 |




Awning Accessories







400 Series Accessories

Power Cables

| NAME | ITEM NUMBER | |
|--|-------------|---|
| 4-Conductor Motor Cable SJTW (Sold per Foot) | 9012110 |  |

Power Cables - 4-Conductor Fast Connector & Extensions

| NAME | ITEM NUMBER | | NAME | ITEM NUMBER | |
|--|-------------|---|---|-------------|---|
| Fast Connector Extension Cable 4C SJTW - 4.4 ft. | 9021117 |  | Fast Connector Extension Cable 4C SJTW - 16.4 ft. | 9021120 |  |
| Fast Connector Extension Cable 4C SJTW - 8.4 ft. | 9021118 |  | Fast Connector Extension Cable 4C SJTW - 22.4 ft. | 9021121 |  |

Crowns & Drives

| NAME | ITEM NUMBER | | NAME | ITEM NUMBER | |
|--|-------------|---|--|-------------|---|
| Crown and Drive Set (Somfy 40mm x 1.5mm Round Tube) | 9012224 |  | Crown (for 40mm x 1.5mm Round Tube) | 9147330 |  |
| 400 Series Crown and Drive Set (40mm x 0.8mm Octagonal Tube) | 9012225 |  | Drive for (40mm x 1.5mm Round Tube) | 9147544 |  |
| 400 Series to 500 Series Crown and Drive Adaptor Kit | 9013763 |  | Drive (for 40mm x 0.8mm Octagonal Tube) | 9147545 |  |
| Drive Adaptor (for 40mm x 1mm Round Tube) | 9132142 |  | Anti-Blocking System (ABS) 400 Series Left Rotation | 9704138 |  |
| Crown Adaptor (for 40mm x 1mm Round Tube) | 9132143 |  | Anti-Blocking System (ABS) 400 Series Right Rotation | 9704139 |  |
| 40mm Octagonal Crown for 40mm x 0.8mm Octagonal Tube | 9147327 |  | | | |

400 Series Accessories


Tubes

| NAME | ITEM NUMBER | | NAME | ITEM NUMBER | |
|--|-------------|---|--|-------------|---|
| 40mm Round Aluminum Tube (ID 36mm) (20 ft. Max Length) | 1781153 |  | 40mm Octagonal Tube (Minimum Order Length 20') | 1781154 |  |

Adaptor Plates

| NAME | ITEM NUMBER | |
|------------------|-------------|---|
| R8 Adaptor Plate | 9012258 |  |

Idler End Caps

| NAME | ITEM NUMBER | |
|---------------------------------|-------------|---|
| End Cap for 40mm Octagonal Tube | 9012274 |  |

Motor Brackets

| NAME | ITEM NUMBER | | NAME | ITEM NUMBER | |
|---|-------------|---|--|-------------|--|
| 10mm Square Motor Bracket for 400S Motors | 9147334 |  | 400 Series to 500 Series Motor Mounting Conversion Bracket | 9500659 |  |
| LO Motor Bracket for 400S Motors | 9147337 |  | | | |

Tools

| NAME | ITEM NUMBER | |
|-------------------------------------|-------------|---|
| Standard Motor Tester Cable, 4-Wire | 9012116 |  |

500 Series Accessories

Power Cables

| NAME | ITEM NUMBER | | NAME | ITEM NUMBER | |
|--|-------------|---|--|-------------|---|
| 4-Conductor Motor Cable SJTW (Sold per Foot) | 9012110 |  | 3-Conductor Motor Cable SJTW (Sold per Foot) | 9012111 |  |

500 Series Accessories

Power Cables - 3-Conductor LT

| NAME | ITEM NUMBER | NAME | ITEM NUMBER |
|--|-------------|---|-------------|
| Sonesse® 50 & LT50/LT60 RTS/RS485 SJTW 3C Cable - 10 ft. | 9018190 | Sonesse® 50 & LT50/LT60 RTS/RS485 SJTW 3C Cable with NEMA Plug - 10 ft. | 9021051 |
| Sonesse® 50 & LT50/LT60 RTS/RS485 SJTW 3C Cable - 24 ft. | 9020985 | Sonesse® 50 & LT50/LT60 RTS/RS485 SJTW 3C Cable with NEMA Plug - 18 ft. | 9021052 |
| Sonesse® 50 & LT50/LT60 RTS/RS485 SJTW 3C Cable with NEMA Plug - 1.5 ft. | 9021049 | Sonesse® 50 & LT50/LT60 RTS/RS485 SJTW 3C Cable with NEMA Plug - 24 ft. | 9021053 |
| Sonesse® 50 & LT50/LT60 RTS/RS485 SJTW 3C Cable with NEMA Plug - 6 ft. | 9021050 | | |

Power Cables - 3-Conductor CMO

| NAME | ITEM NUMBER | NAME | ITEM NUMBER |
|--|-------------|---|-------------|
| LT50 CMO RTS Cable with 5-15P Right Angle NEMA Plug - 12 ft. | 9012148 | LT50 CMO RTS Cable with 5-15P Right Angle NEMA Plug - 6 ft. | 9019950 |
| LT50 CMO RTS Cable with 5-15P Right Angle NEMA Plug - 24 ft. | 9012149 | LT50 CMO RTS SJTW 3C Cable - 10 ft. | 9021025 |
| LT50 CMO RTS Cable with 5-15P Right Angle NEMA Plug - 18 ft. | 9012150 | LT50 CMO RTS SJTW 3C Cable - 24 ft. | 9021047 |

Power Cables - 4-Conductor LT

| NAME | ITEM NUMBER | NAME | ITEM NUMBER |
|--|-------------|--|-------------|
| Sonesse® 50 & LT50/LT60 SJTW 4C Cable - 10 ft. | 9018345 | Sonesse® 50 & LT50/LT60 SJTW 4C Cable - 24 ft. | 9021046 |

Power Cables - 4-Conductor CMO

| NAME | ITEM NUMBER | NAME | ITEM NUMBER |
|--------------------------|-------------|-------------------------|-------------|
| CMO Motor Cable - 12 ft. | 9012137 | CMO Motor Cable - 6 ft. | 9208302 |

500 Series Accessories

Power Cables - 4-Conductor CMO

| NAME | ITEM NUMBER |
|--------------------------|-------------|
| CMO Motor Cable - 24 ft. | 9208308 |

Power Cables - 3-Conductor Fast Connector & Extensions

| NAME | ITEM NUMBER | NAME | ITEM NUMBER |
|--|-------------|--|-------------|
| Fast Connector Extension Cable 3C SJTW with NEMA Plug - 10.4 ft. | 9020791 | Fast Connector Extension Cable 3C SJTW with NEMA Plug - 4.4 ft. | 9021114 |
| Fast Connector Extension Cable 3C SJTW with NEMA Plug - 18 ft. | 9020792 | Fast Connector Extension Cable 3C SJTW with NEMA Plug - 8.4 ft. | 9021115 |
| Fast Connector Extension Cable 3C SJTW with NEMA Plug - 24 ft. | 9020793 | Fast Connector Extension Cable 3C SJTW without NEMA Plug - 8.4 ft. | 9021157 |
| Sonesse® 50 & LT50 RTS/RS485 Motor Pigtail to Fast Connector SJTW 3C Cable - 1.6 ft. | 9020803 | Panel Mount, 3C Female Fast Connector | 9026398 |
| Fast Connector Extension Cable 3C SJTW with NEMA Plug - 1.4 ft. | 9021113 | | |

Power Cables - 4-Conductor Fast Connector & Extensions

| NAME | ITEM NUMBER | NAME | ITEM NUMBER |
|--|-------------|---|-------------|
| Sonesse® 50 & LT50 Motor Pigtail to Fast Connector SJTW 4C Cable - 1.6 ft. | 9020804 | Fast Connector Extension Cable 4C SJTW - 16.4 ft. | 9021120 |
| Fast Connector Extension Cable 4C SJTW - 4.4 ft. | 9021117 | Fast Connector Extension Cable 4C SJTW - 22.4 ft. | 9021121 |
| Fast Connector Extension Cable 4C SJTW - 8.4 ft. | 9021118 | | |

500 Series Accessories Data Cables

| NAME | ITEM NUMBER | NAME | ITEM NUMBER |
|---|-------------|---|-------------|
| 4-Conductor 26 AWG Modular Cable RJ9 to RJ45 - 2.5 ft. (Data Only, Black) | 9018541 | 4-Conductor 26 AWG Modular Cable RJ9 to RJ45 - 2.5 ft. (Power & Data, Grey) | 9018545 |
| 4-Conductor 26 AWG Modular Cable RJ9 to RJ45 - 8 ft. (Data Only, Black) | 9018542 | 4-Conductor 26 AWG Modular Cable RJ9 to RJ45 - 8 ft. (Power & Data, Grey) | 9018546 |
| 4-Conductor 26 AWG Modular Cable RJ9 to RJ45 - 12 ft. (Data Only, Black) | 9018543 | 4-Conductor 26 AWG Modular Cable RJ9 to RJ45 - 12 ft. (Power & Data, Grey) | 9018547 |
| 4-Conductor 26 AWG Modular Cable RJ9 to RJ45 - 24 ft. (Data Only, Black) | 9018544 | 4-Conductor 26 AWG Modular Cable RJ9 to RJ45 - 24 ft. (Power & Data, Grey) | 9018548 |

Crowns & Drives

| NAME | ITEM NUMBER | NAME | ITEM NUMBER |
|---|-------------|---------------------------------------|-------------|
| 2.5" (60mm) Round LT50 Set "Hard Clip" | 9012231 | 2.5" Round LT50 Drive "Hard Clip" | 9206019 |
| 2.75" (67mm) Round LT50 Set "Hard Clip" | 9012232 | 2.5" (60mm) Round Drive "Soft Clip" | 9206041 |
| P72 LT50 Set | 9012235 | 3.5" Round LT50/60 Drive (89mm x 2mm) | 9420303 |
| DS70 LT50 Set (0.8mm - 1mm Kit) | 9012237 | 4.0" Round LT50 Drive | 9420304 |
| DS 74 LT50 Set | 9012238 | 2.5" (60mm) Round Crown | 9707026 |
| DS 78 LT50 Set | 9012239 | DS 78mm Round Crown | 9707027 |
| Modified LT60 DS 78 Drive (Key Way Widened) | 9012241 | SM65 (63mm) Round Crown - 3 grooves | 9707030 |
| 70mm LT50 Crown | 9016298 | 2.75" (67mm) Round Crown | 9707031 |


500 Series Accessories Crowns & Drives

| NAME | ITEM NUMBER | NAME | ITEM NUMBER |
|-----------------------------------|-------------|-----------------------|-------------|
| DS 70 LT50 Crown | 9707034 | DS 78mm/D Round Drive | 9761004 |
| DS 85mm Round Crown | 9707035 | DS 78mm/R Round Drive | 9761005 |
| DS 70mm Round Drive (0.8mm - 1mm) | 9751005 | P72 LT50 Drive | 9761011 |
| AMA/P71 LT50 Drive | 9751015 | Drive Stop and Screw | 9910004 |
| DS 78mm Round Drive | 9761001 | AMA/P71 LT50 Crown | 9997118 |
| DS 85mm Round Drive | 9761003 | | |

Override Parts

| NAME | ITEM NUMBER | NAME | ITEM NUMBER |
|---|-------------|--|-------------|
| Connector Sleeve 7mm Hex to 8mm Square | 9012323 | Extension Shaft 7mm Hex L=220mm with Screw | 9420657 |
| CMO Awning Override Kit (U.S. Threads) | 9012348 | Extension Shaft 7mm Hex L=330mm with Screw | 9420659 |
| CMO ME Awning Override Kit (U.S. Threads) | 9012349 | Connector Sleeve 7mm Hex to 7mm Hex | 9685120 |
| CMO Awning Kit without Awning Eye | 9012362 | CMO Awning Override Shaft (170mm Long) | 9685136 |
| Sunea® RTS CMO Override Kit | 9015989 | CMO Awning Override Shaft (100mm Long) | 9685148 |
| Short Awning Override Shaft Ring | 9016332 | CMO Awning Override Shaft (100mm Long) with Geiger Eye | 9707287 |













500 Series Accessories Override Parts

| NAME | ITEM NUMBER | |
|------------------------------|-------------|---|
| CMO Motor Limit Setting Tool | 9910019 |  |



Idler End Caps

| NAME | ITEM NUMBER | | NAME | ITEM NUMBER | |
|---|-------------|---|---|-------------|---|
| 13mm Square Drive Shaft - 12mm OD for End Cap | 1781009 |  | Heavy Duty End Cap Shaft | 9420674 |  |
| Idler End Cap without Shaft 2.0" OD with M5 Screw | 9129631 |  | 2.0" Plastic Idler End Cap - 10mm Shaft | 9700958 |  |
| Idler End Cap without Shaft 2.5" OD with M5 Screw | 9129632 |  | | | |

Motor Brackets

| NAME | ITEM NUMBER | | NAME | ITEM NUMBER | |
|---|-------------|---|--|-------------|---|
| Sunea® RTS CMO Universal Bracket-Metric | 9015801 |  | Universal Motor Bracket with Spring Ring | 9420631 |  |
| Sunea® RTS CMO Universal Bracket | 9015802 |  | CMO Awning Motor Bracket - U.S. Threads | 9420648 |  |
| Pull Off Tool for Spring Ring | 9206015 |  | Spring Ring with Loop | 9685025 |  |
| Weld-on Bracket without Spring Ring | 9206029 |  | LT Compact ST Motor Bracket PA66 with Spring Ring | 9708461 |  |
| Spring Ring | 9206033 |  | Universal Motor Bracket (Metric) with Spring Ring and Threaded for M8 and M6 Bolts | 9910001 |  |
| LT50 HA Flush Mount Motor Bracket | 9410715 |  | Spring Ring with Locking Screw | 9910002 |  |

500 Series Accessories Motor Brackets

| NAME | ITEM NUMBER | | NAME | ITEM NUMBER | |
|--------------------------------------|-------------|---|---|-------------|---|
| Universal Motor Bracket - US Threads | 9910021 |  | CMO/Standard LT Conversion Motor Bracket - US Threads | 9910051 |  |
| CMO ME Bracket | 9910041 |  | | | |

Idler Brackets


| NAME | ITEM NUMBER | | NAME | ITEM NUMBER | |
|-----------------------|-------------|---|----------------------------|-------------|---|
| Idler Bracket 14mm ID | 9002540 |  | Light Duty Angle LT50 Type | 9410637 |  |

Miscellaneous Brackets

Tools

| NAME | ITEM NUMBER | | NAME | ITEM NUMBER | |
|-------------------------------------|-------------|---|---|-------------|---|
| Standard Motor Tester Cable, 4-Wire | 9012116 |  | RS485 Motor Limit Setting & Address Reader Tool | 9017142 |  |

Screws

| NAME | ITEM NUMBER | |
|-------------------------------|-------------|---|
| Screw for Standard LT50 Motor | 9670013 |  |

600 Series Accessories Power Cables

| NAME | ITEM NUMBER | | NAME | ITEM NUMBER | |
|--|-------------|---|--|-------------|---|
| 4-Conductor Motor Cable SJTW (Sold per Foot) | 9012110 |  | 3-Conductor Motor Cable SJTW (Sold per Foot) | 9012111 |  |

600 Series Accessories

Power Cables - 3-Conductor LT

| NAME | ITEM NUMBER | NAME | ITEM NUMBER |
|--|-------------|---|-------------|
| Sonesse® 50 & LT50/LT60 RTS/RS485 SJTW 3C Cable - 10 ft. | 9018190 | Sonesse® 50 & LT50/LT60 RTS/RS485 SJTW 3C Cable with NEMA Plug - 10 ft. | 9021051 |
| Sonesse® 50 & LT50/LT60 RTS/RS485 SJTW 3C Cable - 24 ft. | 9020985 | Sonesse® 50 & LT50/LT60 RTS/RS485 SJTW 3C Cable with NEMA Plug - 18 ft. | 9021052 |
| Sonesse® 50 & LT50/LT60 RTS/RS485 SJTW 3C Cable with NEMA Plug - 1.5 ft. | 9021049 | Sonesse® 50 & LT50/LT60 RTS/RS485 SJTW 3C Cable with NEMA Plug - 24 ft. | 9021053 |
| Sonesse® 50 & LT50/LT60 RTS/RS485 SJTW 3C Cable with NEMA Plug - 6 ft. | 9021050 | | |

Power Cables - 4-Conductor LT

| NAME | ITEM NUMBER | NAME | ITEM NUMBER |
|--|-------------|--|-------------|
| Sonesse® 50 & LT50/LT60 SJTW 4C Cable - 10 ft. | 9018345 | Sonesse® 50 & LT50/LT60 SJTW 4C Cable - 24 ft. | 9021046 |

Power Cables - 4-Conductor CMO

| NAME | ITEM NUMBER | NAME | ITEM NUMBER |
|--------------------------|-------------|--------------------------|-------------|
| CMO Motor Cable - 12 ft. | 9012137 | CMO Motor Cable - 24 ft. | 9208308 |
| CMO Motor Cable - 6 ft. | 9208302 | | |

Crowns & Drives

| NAME | ITEM NUMBER | NAME | ITEM NUMBER |
|---------------------|-------------|----------------------------------|-------------|
| Drive Stop for LT60 | 9012194 | 2.75" Round LT60 Set "Hard Clip" | 9012246 |
| 4.0" Round LT60 Set | 9012221 | P72 LT50 Set (4mm Offset) | 9012329 |

600 Series Accessories

Crowns & Drives

| NAME | ITEM NUMBER | NAME | ITEM NUMBER |
|---------------------------------------|-------------|-------------------------------|-------------|
| LT60 Stop Wheel Screw | 9205870 | 3.5" Round Crown (89mm x 2mm) | 9520312 |
| 2.5" Round LT50 Drive "Hard Clip" | 9206019 | DS 78 LT60 Crown | 9705341 |
| 2.5" (60mm) Round Drive "Soft Clip" | 9206041 | DS 78mm Round Crown | 9707639 |
| P72 LT60 Crown | 9277167 | 78mm Round Crown | 9707640 |
| 3.5" Round LT50/60 Drive (89mm x 2mm) | 9420303 | DS 78mm Round Drive | 9761001 |
| 4.0" Round LT50 Drive | 9420304 | DS 85mm Round Drive | 9761003 |
| LT60 Drive Wheel 101.6mm X 3.6mm | 9420309 | DS 78mm/D Round Drive | 9761004 |
| 2.75" (67mm) Round Crown | 9420342 | DS 78mm/R Round Drive | 9761005 |
| 4.0" Round Crown | 9420370 | P72 LT50 Drive | 9761011 |

Override Parts

| NAME | ITEM NUMBER | NAME | ITEM NUMBER |
|---|-------------|--|-------------|
| Connector Sleeve 7mm Hex to 8mm Square | 9012323 | CMO Awning Kit without Awning Eye | 9012362 |
| CMO Awning Override Kit (U.S. Threads) | 9012348 | Short Awning Override Shaft Ring | 9016332 |
| CMO ME Awning Override Kit (U.S. Threads) | 9012349 | Extension Shaft 7mm Hex L=220mm with Screw | 9420657 |

600 Series Accessories Override Parts

| NAME | ITEM NUMBER | NAME | ITEM NUMBER |
|--|-------------|--|-------------|
| Extension Shaft 7mm Hex L=330mm with Screw | 9420659 | CMO Awning Override Shaft (100mm Long) | 9685148 |
| Connector Sleeve 7mm Hex to 7mm Hex | 9685120 | CMO Awning Override Shaft (100mm Long) with Geiger Eye | 9707287 |
| CMO Awning Override Shaft (170mm Long) | 9685136 | CMO Motor Limit Setting Tool | 9910019 |

Idler End Caps

| NAME | ITEM NUMBER | NAME | ITEM NUMBER |
|---|-------------|--------------------------|-------------|
| 13mm Square Drive Shaft - 12mm OD for End Cap | 1781009 | Heavy Duty End Cap Shaft | 9420674 |
| Idler End Cap without Shaft 2.5" OD with M5 Screw | 9129632 | | |

Motor Brackets

| NAME | ITEM NUMBER | NAME | ITEM NUMBER |
|--|-------------|--|-------------|
| Pull Off Tool for Spring Ring | 9206015 | Motor Bracket LT60 | 9430601 |
| Weld-on Bracket without Spring Ring | 9206029 | Spring Ring with Loop | 9685025 |
| Spring Ring | 9206033 | Universal Motor Bracket (Metric) with Spring Ring and Threaded for M8 and M6 Bolts | 9910001 |
| Universal Motor Bracket with Spring Ring | 9420631 | Spring Ring with Locking Screw | 9910002 |
| CMO Awning Motor Bracket - U.S. Threads | 9420648 | Universal Motor Bracket - US Threads | 9910021 |

600 Series Accessories Motor Brackets

| NAME | ITEM NUMBER | NAME | ITEM NUMBER |
|----------------|-------------|---|-------------|
| CMO ME Bracket | 9910041 | CMO/Standard LT Conversion Motor Bracket - US Threads | 9910051 |

Tools

| NAME | ITEM NUMBER |
|-------------------------------------|-------------|
| Standard Motor Tester Cable, 4-Wire | 9012116 |

Exterior Screen Motors



Simple & Effective Enjoy the breeze and keep insects out for a more pleasant outdoor experience.



A Bit of Privacy A touch or voice command quickly adds extra privacy for backyard spaces.



Power Options Systems available for all types of outdoor screens.



Smart Home Compatible with RTS and TaHoma for easy control.



Technologies Obstacle detection protects the screen as well as furnishings and other items.

LS40 AC Motor

Standard Motors - Progressive Limit Adjustment



The LS40 AC is a wired, 40mm motor for blinds and screens.

Easy Integration

- Thin and round head.
- Suitable for compact tubes diameter 37mm or more (internal diameter).

Easy Limit Setting

- Down and up end limits set by the progressive adjusting knob on the motor head.

Simple, Effortless, and Comfortable

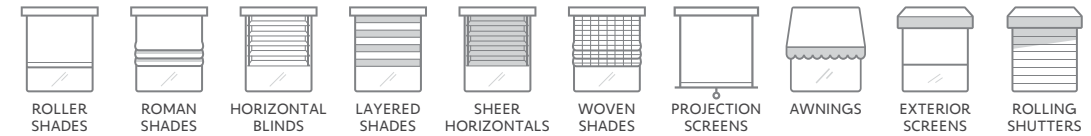
- Accessible motorization to move blinds, shades, or screens effortlessly.



Main functions

- M** Medium sized blinds
- Progressive limit setting

Compatible end-products



| NAME | HEAD TYPE | TORQUE (Nm) | SPEED (RPM) | INPUT VOLTAGE | RATED CURRENT (AMPS) | MOTOR LENGTH (INCHES) | CABLE LENGTH (FEET) | TECHNOLOGY | ITEM NUMBER |
|---------------------------------|-----------|-------------|-------------|---------------|----------------------|-----------------------|---------------------|------------|-------------|
| 412R2 RH WITHOUT FAST CONNECTOR | ROUND | 12 | 10 | 120V AC 60HZ | 1.05 | 19.09 | 6.56 | WIRED | 1024192 |

LS40 Altus® AC Motors Radio Technology Somfy® (RTS)

The LS40 Altus is a universal solution for exterior & interior applications.

Wide Range of Solutions

- Compact 40mm design adapts easily to smaller shading hardware, requiring less mounting space.
- Compatible with Somfy's full range of RTS controls and accessories.

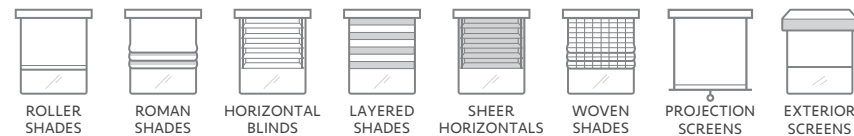
Universal Quick Connector

- Molded in white to match connector and cable colors.
- For interior and exterior IP55 (diameter 40 & 50) motors, radio and wired.
- UL recognized for a safe, easy-to-use connection.
- Plug & play extensions (no electrician needed).
- Limited motor SKUs to effectively manage inventory.
- Flexibility to manage extension lengths as needed.

Main functions

- Medium sized blinds
- Quick & easy settings
- Electronic end limits
- Remote limit setting
- MY function
- Compatible with rain, sun, & wind sensors

Compatible end-products



| NAME | HEAD TYPE | TORQUE (Nm) | SPEED (RPM) | INPUT VOLTAGE | RATED CURRENT (AMPS) | MOTOR LENGTH (INCHES) | CABLE LENGTH (FEET) | TECHNOLOGY | ITEM NUMBER |
|---|-----------|-------------|-------------|---------------|----------------------|-----------------------|---------------------|-------------|-------------|
| ALTUS® RTS 404S2 RH WITH FAST CONNECTOR | ROUND | 4 | 36 | 120V AC 60HZ | 0.90 | 20.47 | 1.64 | RTS 433 MHZ | 1240260 |
| ALTUS® RTS 409R2 RH WITH FAST CONNECTOR | ROUND | 9 | 18 | 120V AC 60HZ | 1.05 | 19.09 | 1.64 | RTS 433 MHZ | 1240261 |



LT50 Orea® AC Motors Radio Technology Somfy® (RTS)

Orea® is suitable for pre- and post-construction opportunities and can be controlled with any Radio Technology Somfy accessory including hand-held remote controls, sensors, wireless wall switches, and timers.

Easy Install

- Plug and play tubular motor with no need for costly wiring.
- Star motor head reduces the light gap.
- Automatic up limit detection with adjustable closing force to ensure a cassette always closes perfectly.
- Easily set and adjust limits with the transmitter.

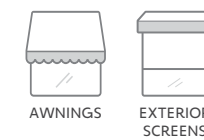
Radio Technology Somfy

- Compatible with all RTS-powered systems, controls, and accessories so users can mix and match options to maximize product performance.
- Exclusive Somfy "my" feature saves a favorite/preferred product position.
- RTS is omni-directional, so no need to aim the remote at the product being controlled.

Main functions

- Semi-automatic limit setting
- MY function
- Back release
- Back impulse
- Remote limit setting
- Quick & easy settings
- Electronic end limits
- Compatible with rain, sun, & wind sensors

Compatible end-products



| NAME | HEAD TYPE | TORQUE (Nm) | SPEED (RPM) | INPUT VOLTAGE | RATED CURRENT (AMPS) | MOTOR LENGTH (INCHES) | CABLE LENGTH (FEET) | TECHNOLOGY | ITEM NUMBER |
|----------------|-----------|-------------|-------------|---------------|----------------------|-----------------------|---------------------|-------------|-------------|
| OREA RTS 535A2 | STAR | 35 | 20 | 120V AC 60HZ | 2.10 | 26.89 | 9.84 | RTS 433 MHZ | 1038173 |
| OREA RTS 550R2 | STAR | 50 | 14 | 120V AC 60HZ | 2.10 | 26.89 | 9.84 | RTS 433 MHZ | 1038174 |



LT50 Maestria™ AC Motors

Radio Technology Somfy® (RTS)

The Maestria™ 50 RTS is designed to motorize all types of exterior vertical screens while offering the specific functionalities needed for zip applications.

Intelligent

- Smart functions such as obstacle detection and automatic adjustment protect screen and patio furniture.
- Automatically adjusts to stretch the fabric.

Easy to Install

- Plug & play and precise setting features make installation quick, easy, and streamlined.

Reliable

- Obstacle detection protects the fabric, as well as the outdoor furniture.

Flexible

- Maestria is compatible with all types of screens and RTS control options.

Main functions

- Obstacle detection
- Back release
- Back impulse
- Quick & easy settings
- Automatic limit setting
- Semi-automatic limit setting
- MY function
- Remote limit setting
- Compatible with rain, sun, & wind sensors
- Electronic end limits

Compatible end-products



| NAME | HEAD TYPE | TORQUE (Nm) | SPEED (RPM) | INPUT VOLTAGE | RATED CURRENT (AMPS) | MOTOR LENGTH (INCHES) | CABLE LENGTH (FEET) | TECHNOLOGY | ITEM NUMBER |
|---------------------|-----------|-------------|-------------|---------------|----------------------|-----------------------|---------------------|-------------|-------------|
| MAESTRIA™ RTS 510A2 | STAR | 10 | 20 | 120V AC 60HZ | 1.10 | 24.13 | 9.84 | RTS 433 MHZ | 1134082 |
| MAESTRIA™ RTS 525A2 | STAR | 25 | 20 | 120V AC 60HZ | 1.60 | 24.13 | 9.84 | RTS 433 MHZ | 1134083 |
| MAESTRIA™ RTS 535A2 | STAR | 35 | 20 | 120V AC 60HZ | 2.10 | 26.89 | 9.84 | RTS 433 MHZ | 1134084 |
| MAESTRIA™ RTS 550R2 | STAR | 50 | 14 | 120V AC 60HZ | 2.10 | 26.89 | 9.84 | RTS 433 MHZ | 1134095 |



Sonesse® 50 AC Motors

Radio Technology Somfy® (RTS)

The Sonesse® 50 range puts window coverings in motion with quiet precision. It's an ideal choice for a variety of interior and exterior window covering applications. Radio Technology Somfy® (RTS) allows wireless radio control of motorized applications via the RTS family of controls.

Multiple Applications

- Interior, Exterior, Residential, Commercial, Integrated solutions.

Simple Installation & Setup

- Compatible with leading industry hardware.
- Can be mounted in the bracket six different ways.
- Features a "snap-on" style connection for roller tube adaptors.
- Interchangeable power cords, or a quick connector with extension options, provide multiple power cord lengths to meet installation demands.
- Radio Technology Somfy (RTS) provides wireless commands to eliminate control wiring.
- Limits easily set using a hand-held remote.
- Suitable for tubes diameter 47mm or more (internal diameter)

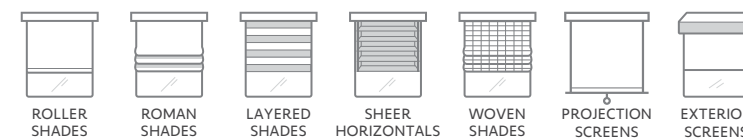
Wide Compatibility

- Compatible with Somfy's full range of RTS controls and accessories.
- Users can use natural voice and app commands to control motorized products by adding TaHoma.
- Easily integrates with third-party control systems.

Main functions

- Large window coverings
- Compatible with rain, sun, & wind sensors
- Quick & easy settings
- Electronic end limits
- Remote limit setting
- MY function

Compatible end-products



| NAME | HEAD TYPE | TORQUE (Nm) | SPEED (RPM) | INPUT VOLTAGE | RATED CURRENT (AMPS) | MOTOR LENGTH (INCHES) | CABLE LENGTH (FEET) | TECHNOLOGY | ITEM NUMBER |
|-----------------------|-----------|-------------|-------------|---------------|----------------------|-----------------------|---------------------|-------------|-------------|
| SONESSE® 506S2 RTS | STAR | 6 | 32 | 120V AC 60HZ | 1.20 | 26.22 | 9.84 | RTS 433 MHZ | 1001809 |
| SONESSE® 510S2 RTS | STAR | 10 | 32 | 120V AC 60HZ | 1.67 | 26.22 | 9.84 | RTS 433 MHZ | 1001807 |
| SONESSE® 510S2 RTS RH | ROUND | 10 | 32 | 120V AC 60HZ | 1.67 | 26.10 | 9.84 | RTS 433 MHZ | 1001805 |



Sonesse® 50 AC Motors

Somfy Digital Network™ (SDN) RS485

Offers an intelligent, two-way wired communication with all the benefits of the Sonesse® range.

Multiple Applications

- Interior, Exterior, Residential, Commercial, and Integrated network solutions.

Simple Installation & Setup

- Compatible with leading industry hardware.
- Can be mounted in the bracket six different ways.
- Features a “snap-on” style connection for roller tube adaptors.
- Interchangeable power cords, or a quick connector with extension options, provide multiple power cord lengths to meet installation demands.
- Limits can be set using addressable network limit settings.
- Suitable for tubes diameter 47mm or more (internal diameter).

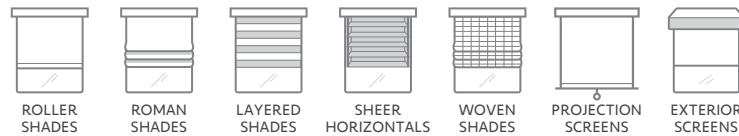
Wide Compatibility

- Compatible with intelligent RS485 technology used with our Somfy Digital Network (SDN).
- Easily integrates with third-party control systems.

Main functions

- Large window coverings
- Position feedback
- Electronic end limits
- Advanced diagnostic

Compatible end-products



| NAME | HEAD TYPE | TORQUE (Nm) | SPEED (RPM) | INPUT VOLTAGE | RATED CURRENT (AMPS) | MOTOR LENGTH (INCHES) | CABLE LENGTH (FEET) | TECHNOLOGY | ITEM NUMBER |
|----------------------|-----------|-------------|-------------|---------------|----------------------|-----------------------|---------------------|------------|-------------|
| SONESSE® 506S2 RS485 | STAR | 6 | 32 | 120V AC 60HZ | 1.20 | 26.22 | 9.84 | RS485 | 1002286 |
| SONESSE® 510S2 RS485 | STAR | 10 | 32 | 120V AC 60HZ | 1.66 | 27.01 | 9.84 | RS485 | 1002287 |

Sonesse® 50 AC Motors

Standard Motors - Rapid Limit Adjustment

Experience all the benefits of the Sonesse® range for large multi-banded/coupled window covering applications.

Multiple Applications

- Interior, Exterior, Residential, and Commercial.

Simple Installation & Setup

- Compatible with leading industry hardware.
- Can be mounted in the bracket six different ways.
- Features a “snap-on” style connection for roller tube adaptors.
- Interchangeable power cords, or a quick connector with extension options, provide multiple power cord lengths to meet installation demands.
- Limits can be set using mechanical rapid adjustment.
- Suitable for tubes diameter 47mm or more (internal diameter).

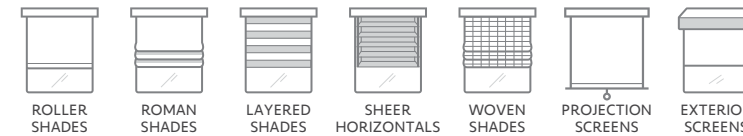
Compatibility

- Compatible with wired control options.
- Easily integrates with third-party control systems.
- No power consumption when motor is idle, a green solution.


Main functions

- Large window coverings
- Rapid limit adjustments
- Quick & easy settings

Compatible end-products



| NAME | HEAD TYPE | TORQUE (Nm) | SPEED (RPM) | INPUT VOLTAGE | RATED CURRENT (AMPS) | MOTOR LENGTH (INCHES) | CABLE LENGTH (FEET) | TECHNOLOGY | ITEM NUMBER |
|----------------|-----------|-------------|-------------|---------------|----------------------|-----------------------|---------------------|------------|-------------|
| SONESSE® 506S2 | STAR | 6 | 32 | 120V AC 60HZ | 1.20 | 24.25 | 9.84 | WIRED | 1001814 |
| SONESSE® 510S2 | STAR | 10 | 32 | 120V AC 60HZ | 1.67 | 24.25 | 9.84 | WIRED | 1001813 |



Sonesse® 50 AC Motors

Standard Motors - Progressive Limit Adjustment

The Sonesse® 50 puts window coverings in motion with quiet precision. This wired motor features mechanical progressive limits, and is ideal for a variety of interior and exterior window covering applications.

Multiple Applications

- Interior, Exterior, Residential, and Commercial.

Simple Installation & Setup

- Compatible with leading industry hardware.
- Can be mounted in the bracket six different ways.
- Features a "snap-on" style connection for roller tube adaptors.
- Interchangeable power cords, or a quick connector with extension options, provide multiple power cord lengths to meet installation demands.
- Limits can be set using mechanical progressive adjustment.
- Power output upon reaching motor limit.
- Suitable for tubes diameter 47mm or more (internal diameter).

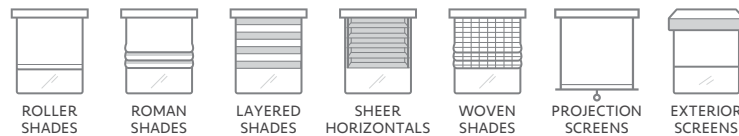
Compatibility

- Compatible with wired control options.
- Easily integrates with third-party control systems.
- No power consumption when motor is idle, a green solution.

Main functions

- Large window coverings
- Progressive limit setting

Compatible end-products



| NAME | HEAD TYPE | TORQUE (Nm) | SPEED (RPM) | INPUT VOLTAGE | RATED CURRENT (AMPS) | MOTOR LENGTH (INCHES) | CABLE LENGTH (FEET) | TECHNOLOGY | ITEM NUMBER |
|-------------------|-----------|-------------|-------------|---------------|----------------------|-----------------------|---------------------|------------|-------------|
| SONESSE® 506S2 PA | STAR | 6 | 32 | 120V AC 60HZ | 1.20 | 24.25 | 0.39 | WIRED | 1001801 |



LT50 AC Motors

Somfy Digital Network™ (SDN) RS485

LT50 AC motors offer intelligent two-way communication.

Multiple Applications

- Internal, External, Residential, Commercial, and Integrated network solutions.

Simple Installation & Setup

- Compatible with leading industry hardware .
- Can be mounted in the bracket six different ways.
- Features a "snap-on" style connection for roller tube adaptors.
- Customizable power cord lengths based on installation requirements.
- Limits may be set using progressive screw adjustment buttons, a radio transmitter, or addressable network limit settings.

Easy Integration

- Suitable for tubes diameter 47mm or more (internal diameter)
- Removable cable

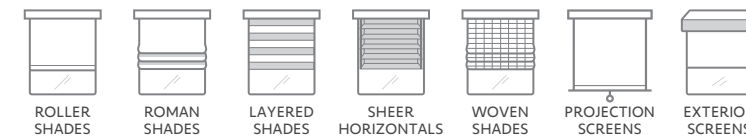
Wide Compatibility

- Compatible with the Somfy Digital Network (SDN)
- Easily integrates with third-party control systems

Main functions

- Large window coverings
- Position feedback
- Electronic end limits
- Advanced diagnostic

Compatible end-products



| NAME | HEAD TYPE | TORQUE (Nm) | SPEED (RPM) | INPUT VOLTAGE | RATED CURRENT (AMPS) | MOTOR LENGTH (INCHES) | CABLE LENGTH (FEET) | TECHNOLOGY | ITEM NUMBER |
|-------------|-----------|-------------|-------------|---------------|----------------------|-----------------------|---------------------|------------|-------------|
| 515S2 RS485 | STAR | 15 | 38 | 120V AC 60HZ | 1.80 | 26.89 | 9.84 | RS485 | 1002427 |
| 535A2 RS485 | STAR | 35 | 20 | 120V AC 60HZ | 2.10 | 26.89 | 9.84 | RS485 | 1002288 |



LT50 AC Motors

Standard Motors - Rapid Limit Adjustment

The LT50 AC is a standard 4-wire star head motor, an ideal choice for pre-construction opportunities while the walls are open. Control an individual shade or group of shades with a wired switch.

Installation Advantages

- Adjustable motorhead orientation installs in 6 different positions.
- Power cable is detachable at the motor head for quick replacement when necessary or to manage wire length.
- Drive wheels snap on for quick assembly.
- Rapid push-button limits allow for quick and easy setting and adjustment.
- Optional fast connectors are available in various lengths to avoid the need for an electrician.

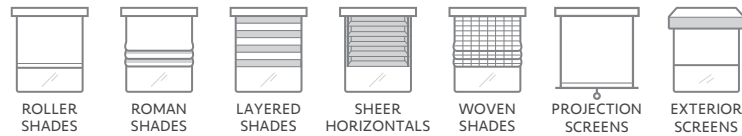
Energy Savings

- Act for Green motor, designed to be environmentally friendly.
- Doesn't consume power in standby mode for reduced user costs.

Main functions

- Large window coverings
- Quick & easy settings
- Rapid limit adjustments

Compatible end-products



| NAME | HEAD TYPE | TORQUE (Nm) | SPEED (RPM) | INPUT VOLTAGE | RATED CURRENT (AMPS) | MOTOR LENGTH (INCHES) | CABLE LENGTH (FEET) | TECHNOLOGY | ITEM NUMBER |
|---------------------|-----------|-------------|-------------|---------------|----------------------|-----------------------|---------------------|------------|-------------|
| 506S2 6/38 SJTW | STAR | 6 | 38 | 120V AC 60HZ | 0.95 | 20.98 | 9.84 | WIRED | 1033401 |
| 510S2 10/38 SJTW | STAR | 10 | 38 | 120V AC 60HZ | 1.30 | 22.17 | 9.84 | WIRED | 1038171 |
| 515S2 15/38 SJTW | STAR | 15 | 38 | 120V AC 60HZ | 1.80 | 24.13 | 9.84 | WIRED | 1040062 |
| 515S2 15/38 RH SJTW | ROUND | 15 | 38 | 120V AC 60HZ | 1.80 | 24.02 | 9.84 | WIRED | 1040061 |



LT50 Altus® AC Motors

Radio Technology Somfy® (RTS)

LT50 Altus is a tubular motor with no need for an electrician. Compatibility with the full range of RTS controls and accessories.

Easy Install

- Plug and play motor with no need for costly wiring.
- Interchangeable power cords, or a quick connector with extension options, provide multiple power cord lengths to meet installation demands.
- RTS provides wireless commands to eliminate control wiring.
- Limits easily set using a hand-held remote.

Comfort & Convenience

- Long range remote control doesn't require direct line of sight.
- Smartphone and tablet app available for quick and easy control even while away.
- Use natural voice commands to control RTS motorized solutions with TaHoma.

Energy Savings

- Motorized exterior screens can potentially block up to 90% of solar rays.
- Motorized rolling shutters can reduce heat gain in the summer and heat loss in the winter by up to 40%.
- Motorized retractable awnings can reduce heat gain in the summer by 77% while in use.

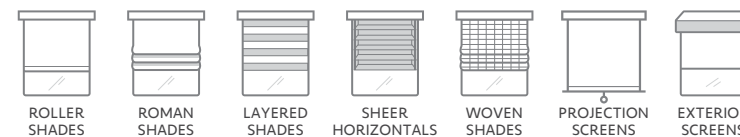
Protection

- Motorized retractable awnings and exterior screens not only shield occupants from the sun, but offer a cool, comfortable outdoor living space.
- Motorized rolling shutters provide a rigid protective barrier for any space and protect from storm damage.

Main functions

- Large window coverings
- Electronic end limits
- Remote limit setting
- MY function
- Compatible with rain, sun, & wind sensors

Compatible end-products



| NAME | HEAD TYPE | TORQUE (Nm) | SPEED (RPM) | INPUT VOLTAGE | RATED CURRENT (AMPS) | MOTOR LENGTH (INCHES) | CABLE LENGTH (FEET) | TECHNOLOGY | ITEM NUMBER |
|------------------|-----------|-------------|-------------|---------------|----------------------|-----------------------|---------------------|-------------|-------------|
| ALTUS® RTS 506S2 | STAR | 6 | 38 | 120V AC 60HZ | 1.10 | 24.13 | 9.84 | RTS 433 MHZ | 1033399 |
| ALTUS® RTS 510S2 | STAR | 10 | 38 | 120V AC 60HZ | 1.30 | 26.10 | 9.84 | RTS 433 MHZ | 1038165 |
| ALTUS® RTS 525A2 | STAR | 25 | 20 | 120V AC 60HZ | 1.60 | 24.13 | 9.84 | RTS 433 MHZ | 1043423 |
| ALTUS® RTS 530R2 | STAR | 30 | 14 | 120V AC 60HZ | 1.50 | 24.13 | 9.84 | RTS 433 MHZ | 1038169 |
| ALTUS® RTS 535A2 | STAR | 35 | 20 | 120V AC 60HZ | 2.10 | 26.89 | 9.84 | RTS 433 MHZ | 1038168 |
| ALTUS® RTS 540A2 | STAR | 40 | 14 | 120V AC 60HZ | 1.80 | 26.10 | 9.84 | RTS 433 MHZ | 1240556 |
| ALTUS® RTS 550R2 | STAR | 50 | 14 | 120V AC 60HZ | 2.10 | 26.89 | 9.84 | RTS 433 MHZ | 1038170 |



Exterior Screen Accessories



400 Series Accessories Power Cables

| NAME | ITEM NUMBER | NAME | ITEM NUMBER |
|--|-------------|--|-------------|
| 4-Conductor Motor Cable SJTW (Sold per Foot) | 9012110 | NEMA Power Plug Not Installed for Sonesse® 40 motor (RTS Version Only) | 9017447 |
| 3-Conductor Motor Cable SJTW (Sold per Foot) | 9012111 | | |

Power Cables - 3-Conductor Fast Connector & Extensions

| NAME | ITEM NUMBER | NAME | ITEM NUMBER |
|--|-------------|--|-------------|
| Fast Connector Extension Cable 3C SJTW with NEMA Plug - 10.4 ft. | 9020791 | Fast Connector Extension Cable 3C SJTW with NEMA Plug - 4.4 ft. | 9021114 |
| Fast Connector Extension Cable 3C SJTW with NEMA Plug - 18 ft. | 9020792 | Fast Connector Extension Cable 3C SJTW with NEMA Plug - 8.4 ft. | 9021115 |
| Fast Connector Extension Cable 3C SJTW with NEMA Plug - 24 ft. | 9020793 | Fast Connector Extension Cable 3C SJTW without NEMA Plug - 8.4 ft. | 9021157 |
| Fast Connector Extension Cable 3C SJTW with NEMA Plug - 1.4 ft. | 9021113 | Panel Mount, 3C Female Fast Connector | 9026398 |

Power Cables - 4-Conductor Fast Connector & Extensions

| NAME | ITEM NUMBER | NAME | ITEM NUMBER |
|--|-------------|---|-------------|
| Fast Connector Extension Cable 4C SJTW - 4.4 ft. | 9021117 | Fast Connector Extension Cable 4C SJTW - 16.4 ft. | 9021120 |
| Fast Connector Extension Cable 4C SJTW - 8.4 ft. | 9021118 | Fast Connector Extension Cable 4C SJTW - 22.4 ft. | 9021121 |

Crowns & Drives

| NAME | ITEM NUMBER | NAME | ITEM NUMBER |
|---|-------------|--|-------------|
| Crown and Drive Set (Somfy 40mm x 1.5mm Round Tube) | 9012224 | 400 Series Crown and Drive Set (40mm x 0.8mm Octagonal Tube) | 9012225 |

400 Series Accessories Crowns & Drives

| NAME | ITEM NUMBER | NAME | ITEM NUMBER |
|--|-------------|--|-------------|
| 400 Series to 500 Series Crown and Drive Adaptor Kit | 9013763 | Drive for (40mm x 1.5mm Round Tube) | 9147544 |
| Drive Adaptor (for 40mm x 1mm Round Tube) | 9132142 | Drive (for 40mm x 0.8mm Octagonal Tube) | 9147545 |
| Crown Adaptor (for 40mm x 1mm Round Tube) | 9132143 | Anti-Blocking System (ABS) 400 Series Left Rotation | 9704138 |
| 40mm Octagonal Crown for 40mm x 0.8mm Octagonal Tube | 9147327 | Anti-Blocking System (ABS) 400 Series Right Rotation | 9704139 |
| Crown (for 40mm x 1.5mm Round Tube) | 9147330 | | |

Tubes

| NAME | ITEM NUMBER | NAME | ITEM NUMBER |
|--|-------------|--|-------------|
| 40mm Round Aluminum Tube (ID 36mm) (20 ft. Max Length) | 1781153 | 40mm Octagonal Tube (Minimum Order Length 20') | 1781154 |

Adaptor Plates

| NAME | ITEM NUMBER | NAME | ITEM NUMBER |
|------------------|-------------|---------------------------------|-------------|
| R8 Adaptor Plate | 9012258 | End Cap for 40mm Octagonal Tube | 9012274 |

Motor Brackets

| NAME | ITEM NUMBER | NAME | ITEM NUMBER |
|---|-------------|--|-------------|
| 10mm Square Motor Bracket for 400S Motors | 9147334 | 400 Series to 500 Series Motor Mounting Conversion Bracket | 9500659 |
| LO Motor Bracket for 400S Motors | 9147337 | | |

400 Series Accessories Tools

| NAME | ITEM NUMBER |
|-------------------------------------|-------------|
| Standard Motor Tester Cable, 4-Wire | 9012116 |

500 Series Accessories Power Cables

| NAME | ITEM NUMBER | NAME | ITEM NUMBER |
|--|-------------|--|-------------|
| 4-Conductor Motor Cable SJTW (Sold per Foot) | 9012110 | 3-Conductor Motor Cable SJTW (Sold per Foot) | 9012111 |

Power Cables - 3-Conductor LT

| NAME | ITEM NUMBER | NAME | ITEM NUMBER |
|--|-------------|---|-------------|
| Sonesse® 50 & LT50/LT60 RTS/RS485 SJTW 3C Cable - 10 ft. | 9018190 | Sonesse® 50 & LT50/LT60 RTS/RS485 SJTW 3C Cable with NEMA Plug - 10 ft. | 9021051 |
| Sonesse® 50 & LT50/LT60 RTS/RS485 SJTW 3C Cable - 24 ft. | 9020985 | Sonesse® 50 & LT50/LT60 RTS/RS485 SJTW 3C Cable with NEMA Plug - 18 ft. | 9021052 |
| Sonesse® 50 & LT50/LT60 RTS/RS485 SJTW 3C Cable with NEMA Plug - 1.5 ft. | 9021049 | Sonesse® 50 & LT50/LT60 RTS/RS485 SJTW 3C Cable with NEMA Plug - 24 ft. | 9021053 |
| Sonesse® 50 & LT50/LT60 RTS/RS485 SJTW 3C Cable with NEMA Plug - 6 ft. | 9021050 | | |

Power Cables - 4-Conductor LT

| NAME | ITEM NUMBER | NAME | ITEM NUMBER |
|--|-------------|--|-------------|
| Sonesse® 50 & LT50/LT60 SJTW 4C Cable - 10 ft. | 9018345 | Sonesse® 50 & LT50/LT60 SJTW 4C Cable - 24 ft. | 9021046 |

500 Series Accessories

Power Cables - 3-Conductor Fast Connector & Extensions

| NAME | ITEM NUMBER | NAME | ITEM NUMBER |
|--|-------------|--|-------------|
| Fast Connector Extension Cable 3C SJTW with NEMA Plug - 10.4 ft. | 9020791 | Fast Connector Extension Cable 3C SJTW with NEMA Plug - 4.4 ft. | 9021114 |
| Fast Connector Extension Cable 3C SJTW with NEMA Plug - 18 ft. | 9020792 | Fast Connector Extension Cable 3C SJTW with NEMA Plug - 8.4 ft. | 9021115 |
| Fast Connector Extension Cable 3C SJTW with NEMA Plug - 24 ft. | 9020793 | Fast Connector Extension Cable 3C SJTW without NEMA Plug - 8.4 ft. | 9021157 |
| Sonesse® 50 & LT50 RTS/RS485 Motor Pigtail to Fast Connector SJTW 3C Cable - 1.6 ft. | 9020803 | Panel Mount, 3C Female Fast Connector | 9026398 |
| Fast Connector Extension Cable 3C SJTW with NEMA Plug - 1.4 ft. | 9021113 | | |

Power Cables - 4-Conductor Fast Connector & Extensions

| NAME | ITEM NUMBER | NAME | ITEM NUMBER |
|--|-------------|---|-------------|
| Sonesse® 50 & LT50 Motor Pigtail to Fast Connector SJTW 4C Cable - 1.6 ft. | 9020804 | Fast Connector Extension Cable 4C SJTW - 16.4 ft. | 9021120 |
| Fast Connector Extension Cable 4C SJTW - 4.4 ft. | 9021117 | Fast Connector Extension Cable 4C SJTW - 22.4 ft. | 9021121 |
| Fast Connector Extension Cable 4C SJTW - 8.4 ft. | 9021118 | | |

Data Cables

| NAME | ITEM NUMBER | NAME | ITEM NUMBER |
|---|-------------|--|-------------|
| 4-Conductor 26 AWG Modular Cable RJ9 to RJ45 - 2.5 ft. (Data Only, Black) | 9018541 | 4-Conductor 26 AWG Modular Cable RJ9 to RJ45 - 12 ft. (Data Only, Black) | 9018543 |
| 4-Conductor 26 AWG Modular Cable RJ9 to RJ45 - 8 ft. (Data Only, Black) | 9018542 | 4-Conductor 26 AWG Modular Cable RJ9 to RJ45 - 24 ft. (Data Only, Black) | 9018544 |

500 Series Accessories

Data Cables

| NAME | ITEM NUMBER | NAME | ITEM NUMBER |
|---|-------------|--|-------------|
| 4-Conductor 26 AWG Modular Cable RJ9 to RJ45 - 2.5 ft. (Power & Data, Grey) | 9018545 | 4-Conductor 26 AWG Modular Cable RJ9 to RJ45 - 12 ft. (Power & Data, Grey) | 9018547 |
| 4-Conductor 26 AWG Modular Cable RJ9 to RJ45 - 8 ft. (Power & Data, Grey) | 9018546 | 4-Conductor 26 AWG Modular Cable RJ9 to RJ45 - 24 ft. (Power & Data, Grey) | 9018548 |

Crowns & Drives

| NAME | ITEM NUMBER | NAME | ITEM NUMBER |
|--|-------------|---|-------------|
| 2.5" (60mm) Round LT50 Set "Hard Clip" | 9012231 | 70mm LT50 Crown | 9016298 |
| 2.75" (67mm) Round LT50 Set "Hard Clip" | 9012232 | Sonesse® 50 Drive Wheel 50mm x 1.5mm Hard Clip- Quiet Accessory for Sonesse® Motors | 9016630 |
| P72 LT50 Set | 9012235 | RollEase "Silent Pin" Crown & Drive Adaptor for 3.25" (83mm) Tube | 9016855 |
| DS70 LT50 Set (0.8mm - 1mm Kit) | 9012237 | RollEase "Silent Pin" Crown Only for RollEase 2.5" (63mm) Tube | 9016856 |
| DS 74 LT50 Set | 9012238 | Sonesse® 50 Drive Wheel 50mm x 1.5mm Soft Clip- Quiet Accessory for Sonesse® Motors | 9018455 |
| DS 78 LT50 Set | 9012239 | 2.5" Round LT50 Drive "Hard Clip" | 9206019 |
| Modified LT60 DS 78 Drive (Key Way Widened) | 9012241 | 2.5" (60mm) Round Drive "Soft Clip" | 9206041 |
| Sonesse® 50 Crown (for 56mm Acmeda Tube 10Nm Max) | 9014125 | 2" (47mm) Round Drive "Hard Clip" | 9206088 |
| Sonesse® 50 Drive (for 56mm Acmeda Tube 10Nm Max) | 9014126 | 2" (47mm) Round Drive "Soft Clip" | 9206089 |
| RollEase "Silent Pin" Crown & Drive Adaptor for 2.5" (63mm) Tube | 9015234 | 3.5" Round LT50/60 Drive (89mm x 2mm) | 9420303 |

500 Series Accessories Crowns & Drives

| NAME | ITEM NUMBER | NAME | ITEM NUMBER |
|--|-------------|-----------------------------------|-------------|
| 4.0" Round LT50 Drive | 9420304 | DS 70mm Round Drive (0.8mm - 1mm) | 9751005 |
| Anti-Blocking System (ABS) 500 Series Right Rotation | 9705414 | AMA/P71 LT50 Drive | 9751015 |
| Anti-Blocking System (ABS) 500 Series Left Rotation | 9705415 | DS 78mm Round Drive | 9761001 |
| 2.5" (60mm) Round Crown | 9707026 | DS 85mm Round Drive | 9761003 |
| DS 78mm Round Crown | 9707027 | DS 78mm/D Round Drive | 9761004 |
| SM65 (63mm) Round Crown - 3 grooves | 9707030 | DS 78mm/R Round Drive | 9761005 |
| 2.75" (67mm) Round Crown | 9707031 | P72 LT50 Drive | 9761011 |
| DS 70 LT50 Crown | 9707034 | Drive Stop and Screw | 9910004 |
| DS 85mm Round Crown | 9707035 | AMA/P71 LT50 Crown | 9997118 |
| SM65 (63mm) Round Drive | 9751002 | | |

Tubes

| NAME | ITEM NUMBER | NAME | ITEM NUMBER |
|--|-------------|--|-------------|
| 56mm OD Aluminum Sonesse® 50 Tube (16 ft. Lengths) - Mill Finish | 1780743 | 2.0" Aluminum Tube (Minimum Order Length 20') | 1781148 |
| 56mm OD Aluminum Sonesse® 50 Tube (16 ft. Lengths) - White Powder Coat | 1780744 | 2.5" OD Aluminum Tube (Minimum Order Length 16') | 1781343 |

500 Series Accessories Tubes

| NAME | ITEM NUMBER |
|-------------------------------------|-------------|
| RollEase 3.25" (83mm) Profiled Tube | 1782096 |

Idler End Caps

| NAME | ITEM NUMBER | NAME | ITEM NUMBER |
|--|-------------|--|-------------|
| 13mm Square Drive Shaft - 12mm OD for End Cap | 1781009 | 2.0" End Cap with 12mm Shaft | 9132087 |
| 2" Collapsible End Cap (Silent) - 10mm Shaft | 9013592 | Heavy Duty End Cap Shaft | 9420674 |
| Sonesse® 50 Pin End Cap 10mm - Quiet Accessory for 2" Tube | 9016628 | Universal End Cap - Collapsible 10mm Shaft (for 2" (47mm) Round Tube) | 9420800 |
| Sonesse® 50 Pin End Cap 12mm - Quiet Accessory for 2" Tube | 9018228 | Universal End Cap - Collapsible 12mm Shaft (for 2" (47mm) Round Tube) | 9420801 |
| 2.0" Tube - 10mm Shaft End Cap | 9128101 | Universal End Cap - Collapsible 10mm Shaft (Shorter Pin than Item 9420800) | 9420814 |
| Idler End Cap without Shaft 2.0" OD with M5 Screw | 9129631 | 2.0" Plastic Idler End Cap - 10mm Shaft | 9700958 |
| Idler End Cap without Shaft 2.5" OD with M5 Screw | 9129632 | Roller Tube End Cap with 12mm Hole | 9701288 |

Motor Brackets

| NAME | ITEM NUMBER | NAME | ITEM NUMBER |
|---|-------------|--|-------------|
| LT50 Adjustable Universal Motor Bracket | 9002550 | Pull Off Tool for Spring Ring | 9206015 |
| LT50 Angle Plate for Motor Bracket | 9012250 | LO LT50 Motor Bracket with Stud (25 Nm max.) | 9206020 |

500 Series Accessories Motor Brackets

| NAME | ITEM NUMBER | NAME | ITEM NUMBER |
|--|-------------|--|-------------|
| LO LT50 Motor Bracket with Stud (25 Nm max.) | 9206021 | Universal Motor Bracket with Spring Ring | 9420631 |
| Weld-on Bracket without Spring Ring | 9206029 | Motor Bracket "U" Shape | 9510658 |
| Spring Ring | 9206033 | Spring Ring with Loop | 9685025 |
| LT50 Adjustable Angle Bracket | 9410639 | LT Compact ST Motor Bracket PA66 with Spring Ring | 9708461 |
| LT50 Universal Motor Bracket (50Nm Max) | 9410651 | Universal Motor Bracket (Metric) with Spring Ring and Threaded for M8 and M6 Bolts | 9910001 |
| LT Motor Bracket | 9410665 | LT50 RH "LO" Plate with Stud (Gold) | 9910016 |
| LT50 HA Flush Mount Motor Bracket | 9410715 | LT50 RH "LO" Plate with Stud (Silver) | 9910017 |
| Heavy Duty Angle Plate with Universal Motor Bracket (Max 85Nm) | 9420602 | Universal Motor Bracket - US Threads | 9910021 |
| Heavy Duty Angle Bracket for 9430610 | 9420604 | | |

Intermediate Brackets

| NAME | ITEM NUMBER | NAME | ITEM NUMBER |
|--|-------------|--|-------------|
| 13mm Sq. Intermediate Drive Shaft - 16mm OD for 9146011 | 1781018 | Intermediate Bearing Support for 1781018 | 9146011 |
| LT50 Intermediate Bracket with 16mm ID Bearing | 9002541 | LT50 2" Universal Intermediate Bracket Kit | 9410648 |
| LT50 Adjustable Intermediate Support Bracket for 2" Tube | 9012203 | Heavy Duty LT Intermediate Support Bracket | 9420673 |

500 Series Accessories Idler Brackets

| NAME | ITEM NUMBER | NAME | ITEM NUMBER |
|--|-------------|--|-------------|
| Idler Bearing for 12mm Shaft | 1781015 | LT50 Idler Bracket with 12mm Hole Nylon Bearing | 9410633 |
| Ball Support for 9410803 and 9028665 | 1781030 | LT50 Idler Bracket with 10mm Hole Nylon Bearing | 9410635 |
| Idler Bracket 14mm ID | 9002540 | Nylon ball bearing 10mm ID for 1781030 | 9410803 |
| Idler Bracket Kit 10mm (Ball & Holder) | 9012657 | Heavy Duty Idler Bracket with Idler End Cap Holder | 9430603 |
| Nylon Ball Bearing 12mm ID for 1781030 | 9028665 | Nylon Ball Bearing and Holder with 12mm Hole for 9420604 | 9430610 |
| U Shaped Idler Bracket | 9127808 | Idler End Cap Holder (Anti-Vibration) | 9540786 |
| 14mm Bearing Plate for Idler Bracket Kit | 9146007 | Silent Block Idler Bracket 10mm ID | 9701310 |


Miscellaneous Brackets

| NAME | ITEM NUMBER | NAME | ITEM NUMBER |
|------------------------------------|-------------|----------------------------|-------------|
| White Plastic Cover for LT Bracket | 9002519 | Light Duty Angle LT50 Type | 9410637 |

Tools

| NAME | ITEM NUMBER | NAME | ITEM NUMBER |
|-------------------------------------|-------------|---|-------------|
| Standard Motor Tester Cable, 4-Wire | 9012116 | RS485 Motor Limit Setting & Address Reader Tool | 9017142 |

500 Series Accessories Screws

| NAME | ITEM NUMBER | |
|-------------------------------|-------------|---|
| Screw for Standard LT50 Motor | 9670013 |  |

Pergola Motors



Pergola Motors

Radio Technology Somfy® (RTS)



A motor dedicated to tilting pergola slats to create livable space users can enjoy in any season. Operate them with LED lights or motorized screens.

Comfort & Convenience

- Easily and reliably control the tilt orientation of Pergola slats so users can maximize the use of outdoor spaces.
- Compatible with other connected solutions so users gain a smart home experience.
- Add optional rain, temperature, and wind sensors to automatically protect spaces against weather conditions.
- Mechanical or electronic end limit settings possible with the control unit.

Radio Technology Somfy® Compatible

- Wired motor compatible with the Pergola 12V/24V RTS Receiver for a complete RTS system.
- Familiar RTS protocol to mix and match control options to maximize product performance.
- Exclusive Somfy "my" feature saves a favorite/preferred product position.

Main functions

- Compatible with rain, sun, & wind sensors
- MY function
- Obstacle detection
- Quick & easy settings
- Semi-automatic limit setting

Compatible end-products



PERGOLAS




| NAME | FORCE (N) | SPEED (mm/s) | INPUT VOLTAGE | RATED CURRENT (AMPS) | MOTOR LENGTH (INCHES) | CABLE LENGTH (FEET) | TECHNOLOGY | ITEM NUMBER |
|--|-----------|--------------|---------------|----------------------|-----------------------|---------------------|------------|-------------|
| PERGOLA TILT, 24V 300MM 0° (NOM FORCE: 1500 N) | 1 500 | 6 | 24V DC | 1.45 | 17.36 | 16.40 | WIRED | 1240262 |
| PERGOLA TILT, 24V 150MM 0° (NOM FORCE: 2500 N) | 2 500 | 2.8 | 24V DC | 1.90 | 11.42 | 4.92 | WIRED | 1230032 |

Pergola Accessories



Pergola Accessories

Wireless Integrated App Controls

| NAME | ITEM NUMBER | |
|--|-------------|---|
| TaHoma® RTS/Zigbee Smartphone and Tablet Interface | 1811731 |  |


Radio Technology Somfy® (RTS) Receivers

| NAME | ITEM NUMBER | | NAME | ITEM NUMBER | |
|--|-------------|---|-------------------------|-------------|---|
| Pergola 12V/24V 2-motor RTS Receiver & Antenna Kit | 1870488 |  | LED RTS 24V DC Receiver | 1870872 |  |
| Pergola 12V/24V 2-motor RTS Receiver | 1870871 |  | | | |


animeo® Building Automation Sensors

| NAME | ITEM NUMBER | |
|---------------------|-------------|---|
| Ondeis® Rain Sensor | 9016344 |  |

Outdoor Rain & Sun Sensor

| NAME | ITEM NUMBER | |
|--|-------------|---|
| Ondeis® WireFree RTS Rain & Sun Sensor | 9019617 |  |

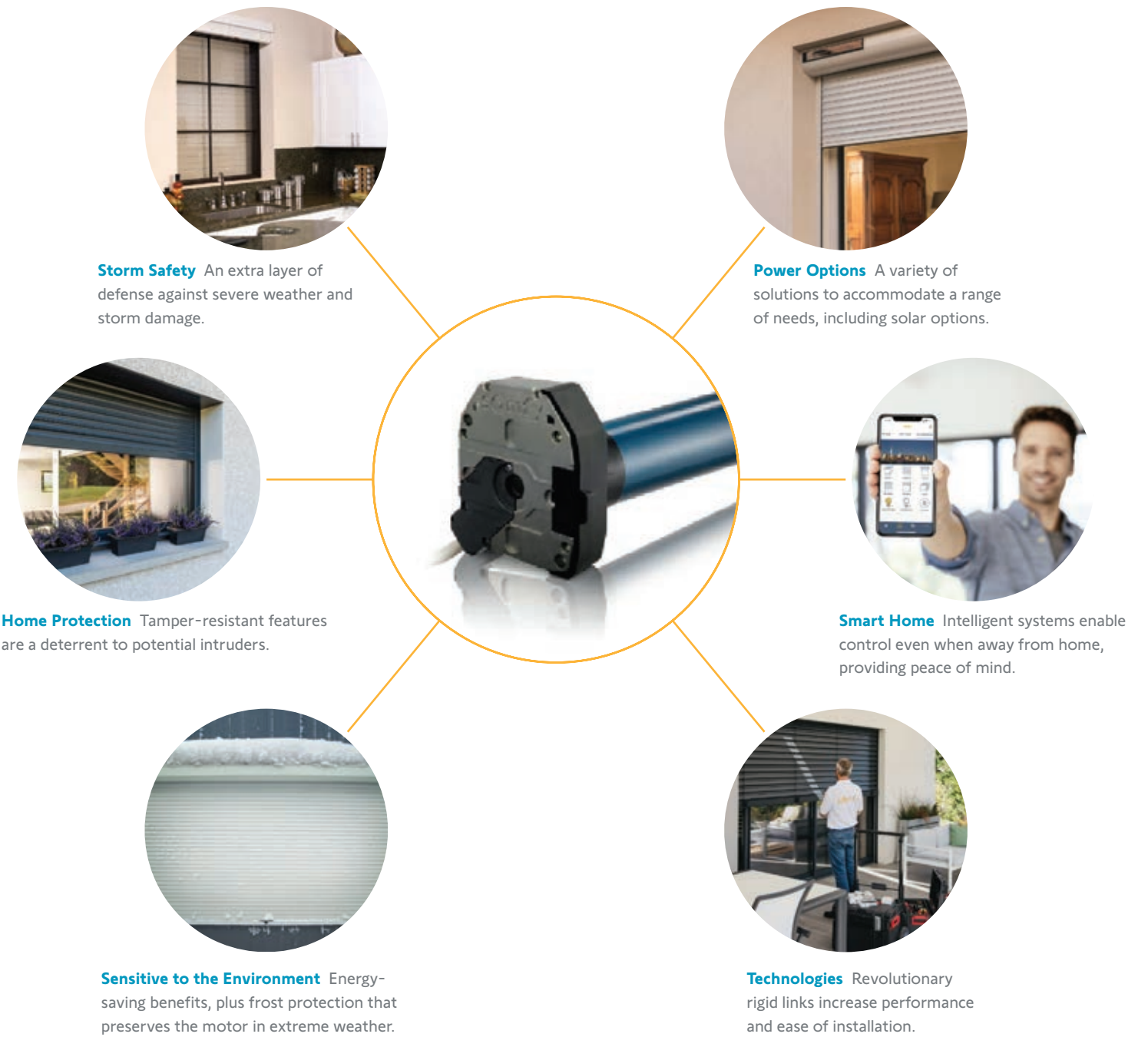
Pergola Sensors

| NAME | ITEM NUMBER | |
|---|-------------|---|
| Eolis RTS 60 MPH Wind Sensor 24V DC Kit | 1870709 |  |

Miscellaneous RTS

| NAME | ITEM NUMBER | |
|--------------------|-------------|---|
| Remote RTS Antenna | 2400472 |  |

Rolling Shutter Motors



LS40 AC Motor

Standard Motors - Progressive Limit Adjustment

The LS40 AC is a wired, 40mm motor for blinds and screens.

Easy Integration

- Thin and round head.
- Suitable for compact tubes diameter 37mm or more (internal diameter).

Easy Limit Setting

- Down and up end limits set by the progressive adjusting knob on the motor head.

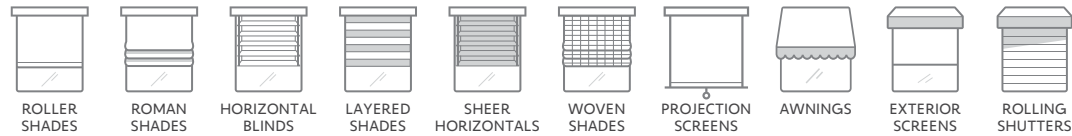
Simple, Effortless, and Comfortable

- Accessible motorization to move blinds, shades, or screens effortlessly.

Main functions

- M** Medium sized blinds
- Progressive limit setting

Compatible end-products



| NAME | HEAD TYPE | TORQUE (Nm) | SPEED (RPM) | INPUT VOLTAGE | RATED CURRENT (AMPS) | MOTOR LENGTH (INCHES) | CABLE LENGTH (FEET) | TECHNOLOGY | ITEM NUMBER |
|---------------------------------|-----------|-------------|-------------|---------------|----------------------|-----------------------|---------------------|------------|-------------|
| 412R2 RH WITHOUT FAST CONNECTOR | ROUND | 12 | 10 | 120V AC 60HZ | 1.05 | 19.09 | 6.56 | WIRED | 1024192 |



LS40 Altus® AC Motors

Radio Technology Somfy® (RTS)

The LS40 Altus is a universal solution for exterior & interior applications.

Wide Range of Solutions

- Compact 40mm design adapts easily to smaller shading hardware, requiring less mounting space.
- Compatible with Somfy's full range of RTS controls and accessories.

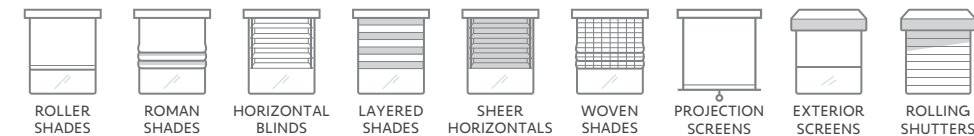
Universal Quick Connector

- Molded in white to match connector and cable colors.
- For interior and exterior IP55 (diameter 40 & 50) motors, radio and wired.
- UL recognized for a safe, easy-to-use connection.
- Plug & play extensions (no electrician needed).
- Limited motor SKUs to effectively manage inventory.
- Flexibility to manage extension lengths as needed.

Main functions

- M** Medium sized blinds
- Quick & easy settings
- Electronic end limits
- Remote limit setting
- MY function
- Compatible with rain, sun, & wind sensors

Compatible end-products



| NAME | HEAD TYPE | TORQUE (Nm) | SPEED (RPM) | INPUT VOLTAGE | RATED CURRENT (AMPS) | MOTOR LENGTH (INCHES) | CABLE LENGTH (FEET) | TECHNOLOGY | ITEM NUMBER |
|---|-----------|-------------|-------------|---------------|----------------------|-----------------------|---------------------|-------------|-------------|
| ALTUS® RTS 409R2 RH WITH FAST CONNECTOR | ROUND | 9 | 18 | 120V AC 60HZ | 1.05 | 19.09 | 1.64 | RTS 433 MHZ | 1240261 |



LT50 Oximo™ AC Motor Radio Technology Somfy® (RTS)

Oximo™ is a smart choice for motorizing rolling shutters. It is compatible with all types of rolling shutters and can be controlled with any Radio Technology Somfy accessory including hand-held remote controls, wireless wall switches, and timers.

Obstacle Detection

- Stops the shutter from coming down automatically when obstacles are detected to protect belongings.

Frost Protection

- Stops the motor if frost or ice freezes the shutter in place, preserving the integrity of the motor and the shutter.

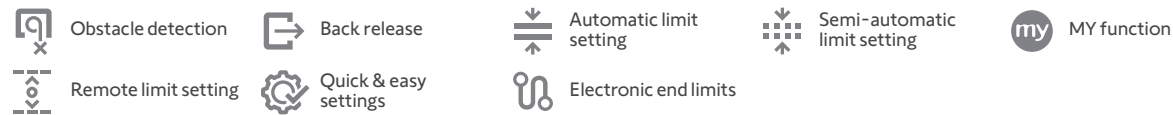
Tamper Resistant

- Resists manual lifting for improved security when used with rigid links.

Automatic Limit Setting

- Flexible limit settings can be adjusted automatically or manually.

Main functions



Compatible end-products



| NAME | HEAD TYPE | TORQUE (Nm) | SPEED (RPM) | INPUT VOLTAGE | RATED CURRENT (AMPS) | MOTOR LENGTH (INCHES) | CABLE LENGTH (FEET) | TECHNOLOGY | ITEM NUMBER |
|------------------|-----------|-------------|-------------|---------------|----------------------|-----------------------|---------------------|-------------|-------------|
| OXIMO™ RTS 525A2 | STAR | 25 | 20 | 120V AC 60HZ | 1.60 | 26.10 | 9.84 | RTS 433 MHZ | 1033402 |
| OXIMO™ RTS 550R2 | STAR | 50 | 14 | 120V AC 60HZ | 2.10 | 26.10 | 9.84 | RTS 433 MHZ | 1244793 |



LT50 CMO AC Motors Wired

The LT50 CMO is a 120V/60Hz standard tubular motor featuring compact manual override to operate manually when power is not available.

Easy to Install & Use

- Features a compact manual override (CMO) allowing operation in the event of a power failure.
- A standard 4-wire motor is an ideal choice for preconstruction opportunities while the walls are open and operation with a wired switch is preferred.
- Detachable power cable to easily manage wire length or replace if needed.
- Standard control options include wired wall switches.
- Easily set and adjust limits using rapid push-buttons.

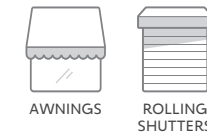
Environmentally Friendly

- Designed to save energy.
- Doesn't consume power in standby mode.

Main functions



Compatible end-products



| NAME | HEAD TYPE | TORQUE (Nm) | SPEED (RPM) | INPUT VOLTAGE | RATED CURRENT (AMPS) | MOTOR LENGTH (INCHES) | CABLE LENGTH (FEET) | TECHNOLOGY | ITEM NUMBER |
|-----------|-----------|-------------|-------------|---------------|----------------------|-----------------------|---------------------|------------|-------------|
| 525A2 CMO | CMO | 25 | 20 | 120V AC 60HZ | 1.60 | 23.90 | 6.56 | WIRED | 1043010 |
| 530R2 CMO | CMO | 30 | 14 | 120V AC 60HZ | 1.50 | 23.90 | 6.56 | WIRED | 1045017 |
| 535A2 CMO | CMO | 35 | 20 | 120V AC 60HZ | 2.10 | 26.65 | 6.56 | WIRED | 1047006 |
| 540R2 CMO | CMO | 40 | 14 | 120V AC 60HZ | 1.80 | 26.65 | 6.56 | WIRED | 1049026 |
| 550R2 CMO | CMO | 50 | 14 | 120V AC 60HZ | 2.10 | 26.65 | 6.56 | WIRED | 1051014 |



LT50 RTS CMO AC Motors

Radio Technology Somfy® (RTS)

LT50 RTS CMO tubular motors have RTS built-in and feature a compact manual override (CMO).

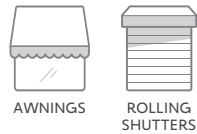
Easy to Install & Use

- Premier choice for hurricane shutters and retractable awnings.
- 120V tubular motor with built-in RTS.
- Features a compact manual override (CMO) which allows users to operate the motorized application manually when power is not available.
- This motor can be plugged into a standard wall outlet or hard-wired.
- Detachable power cable to easily manage wire length or replace if needed.
- Easily integrates with most home automation systems.
- Compatible with full range of RTS controls and accessories.
- Easily set and adjust limits using rapid push-buttons.

Main functions

- Quick & easy settings
- Rapid limit adjustments
- Manual override
- Compatible with rain, sun, & wind sensors
- MY function

Compatible end-products



| NAME | HEAD TYPE | TORQUE (Nm) | SPEED (RPM) | INPUT VOLTAGE | RATED CURRENT (AMPS) | MOTOR LENGTH (INCHES) | CABLE LENGTH (FEET) | TECHNOLOGY | ITEM NUMBER |
|---------------|-----------|-------------|-------------|---------------|----------------------|-----------------------|---------------------|-------------|-------------|
| 525A2 RTS CMO | CMO | 25 | 20 | 120V AC 60HZ | 1.60 | 30.98 | 9.84 | RTS 433 MHZ | 1043426 |
| 530R2 RTS CMO | CMO | 30 | 14 | 120V AC 60HZ | 1.50 | 30.98 | 9.84 | RTS 433 MHZ | 1051476 |
| 535A2 RTS CMO | CMO | 35 | 20 | 120V AC 60HZ | 2.10 | 30.98 | 11.48 | RTS 433 MHZ | 1047306 |
| 540R2 RTS CMO | CMO | 40 | 14 | 120V AC 60HZ | 1.80 | 30.98 | 9.84 | RTS 433 MHZ | 1051477 |
| 550R2 RTS CMO | CMO | 50 | 14 | 120V AC 60HZ | 2.10 | 30.98 | 9.84 | RTS 433 MHZ | 1051466 |



LT50 AC Motors

Somfy Digital Network™ (SDN) RS485

LT50 AC motors offer intelligent two-way communication.

Multiple Applications

- Internal, External, Residential, and Commercial, and Integrated network solutions.

Simple Installation & Setup

- Compatible with leading industry hardware.
- Can be mounted in the bracket six different ways.
- Features a "snap-on" style connection for roller tube adapters.
- Customizable power cord lengths based on installation requirements.
- Limits may be set using progressive screw adjustment buttons, a radio transmitter, or addressable network limit settings.

Easy Integration

- Suitable for tubes diameter 47mm or more (internal diameter).
- Removable cable.

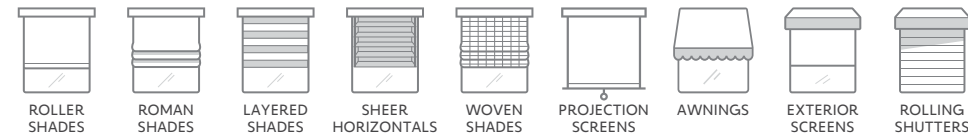
Wide Compatibility

- Compatible with the Somfy Digital Network (SDN).
- Easily integrates with third-party control systems.

Main functions

- Large window coverings
- Position feedback
- Electronic end limits
- Advanced diagnostic

Compatible end-products



| NAME | HEAD TYPE | TORQUE (Nm) | SPEED (RPM) | INPUT VOLTAGE | RATED CURRENT (AMPS) | MOTOR LENGTH (INCHES) | CABLE LENGTH (FEET) | TECHNOLOGY | ITEM NUMBER |
|-------------|-----------|-------------|-------------|---------------|----------------------|-----------------------|---------------------|------------|-------------|
| 535A2 RS485 | STAR | 35 | 20 | 120V AC 60HZ | 2.10 | 26.89 | 9.84 | RS485 | 1002288 |



LT50 AC Motors

Standard Motors - Rapid Limit Adjustment

The LT50 AC is a standard 4-wire star head motor, an ideal choice for pre-construction opportunities while the walls are open. Control an individual shade or group of shades with a wired switch.

Installation Advantages

- Adjustable motorhead orientation installs in 6 different positions.
- Power cable is detachable at the motor head for quick replacement when necessary or to manage wire length.
- Drive wheels snap on for quick assembly.
- Rapid push-button limits allow for quick and easy setting and adjustment.
- Optional fast connectors are available in various lengths to avoid the need for an electrician.

Energy Savings

- Act for Green motor, designed to be environmentally friendly.
- Doesn't consume power in standby mode for reduced user costs.

Main functions

- Large window coverings
- Quick & easy settings
- Rapid limit adjustments

Compatible end-products



ROLLING SHUTTERS



| NAME | HEAD TYPE | TORQUE (Nm) | SPEED (RPM) | INPUT VOLTAGE | RATED CURRENT (AMPS) | MOTOR LENGTH (INCHES) | CABLE LENGTH (FEET) | TECHNOLOGY | ITEM NUMBER |
|------------------|-----------|-------------|-------------|---------------|----------------------|-----------------------|---------------------|------------|-------------|
| 510R2 10/14 SJTW | STAR | 10 | 14 | 120V AC 60HZ | 0.70 | 20.20 | 9.84 | WIRED | 1038172 |
| 515A2 15/20 SJTW | STAR | 15 | 20 | 120V AC 60HZ | 1.10 | 20.98 | 9.84 | WIRED | 1040063 |
| 520R2 20/14 SJTW | STAR | 20 | 14 | 120V AC 60HZ | 0.70 | 20.98 | 9.84 | WIRED | 1042055 |
| 525A2 25/20 SJTW | STAR | 25 | 20 | 120V AC 60HZ | 1.60 | 22.17 | 9.84 | WIRED | 1043424 |
| 530R2 30/14 SJTW | STAR | 30 | 14 | 120V AC 60HZ | 1.50 | 22.17 | 9.84 | WIRED | 1045793 |
| 535A2 35/20 SJTW | STAR | 35 | 20 | 120V AC 60HZ | 2.10 | 24.13 | 9.84 | WIRED | 1047368 |
| 540R2 40/14 SJTW | STAR | 40 | 14 | 120V AC 60HZ | 1.80 | 24.13 | 9.84 | WIRED | 1049894 |
| 550R2 50/14 SJTW | STAR | 50 | 14 | 120V AC 60HZ | 2.10 | 24.13 | 9.84 | WIRED | 1051464 |

LT50 Altus® AC Motors

Radio Technology Somfy® (RTS)

LT50 Altus is a tubular motor with no need for an electrician. Compatibility with the full range of RTS controls and accessories.

Easy Install

- Plug and play motor with no need for costly wiring.
- Interchangeable power cords, or a quick connector with extension options, provide multiple power cord lengths to meet installation demands.
- RTS provides wireless commands to eliminate control wiring.
- Limits easily set using a hand-held remote.

Comfort & Convenience

- Long range remote control doesn't require direct line of sight.
- Smartphone and tablet app available for quick and easy control even while away.
- Use natural voice commands to control RTS motorized solutions with TaHoma.

Energy Savings

- Motorized exterior screens can potentially block up to 90% of solar rays.
- Motorized rolling shutters can reduce heat gain in the summer and heat loss in the winter by up to 40%.
- Motorized retractable awnings can reduce heat gain in the summer by 77% while in use.

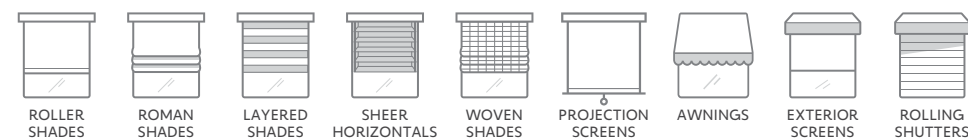
Protection

- Motorized retractable awnings and exterior screens not only shield occupants from the sun, but offer a cool, comfortable outdoor living space.
- Motorized rolling shutters provide a rigid protective barrier for any space and protect from storm damage.

Main functions

- Large window coverings
- Electronic end limits
- Remote limit setting
- MY function
- Compatible with rain, sun, & wind sensors

Compatible end-products



| NAME | HEAD TYPE | TORQUE (Nm) | SPEED (RPM) | INPUT VOLTAGE | RATED CURRENT (AMPS) | MOTOR LENGTH (INCHES) | CABLE LENGTH (FEET) | TECHNOLOGY | ITEM NUMBER |
|------------------|-----------|-------------|-------------|---------------|----------------------|-----------------------|---------------------|-------------|-------------|
| ALTUS® RTS 525A2 | STAR | 25 | 20 | 120V AC 60HZ | 1.60 | 24.13 | 9.84 | RTS 433 MHZ | 1043423 |
| ALTUS® RTS 530R2 | STAR | 30 | 14 | 120V AC 60HZ | 1.50 | 24.13 | 9.84 | RTS 433 MHZ | 1038169 |
| ALTUS® RTS 535A2 | STAR | 35 | 20 | 120V AC 60HZ | 2.10 | 26.89 | 9.84 | RTS 433 MHZ | 1038168 |
| ALTUS® RTS 540A2 | STAR | 40 | 14 | 120V AC 60HZ | 1.80 | 26.10 | 9.84 | RTS 433 MHZ | 1240556 |
| ALTUS® RTS 550R2 | STAR | 50 | 14 | 120V AC 60HZ | 2.10 | 26.89 | 9.84 | RTS 433 MHZ | 1038170 |



LT60 AC Motors

Wired

A standard 4-wire star head motor, an ideal choice for pre-construction opportunities while the walls are open. Control an individual shade or group of shades with a wired switch.

Installation Advantages

- Adjustable motorhead orientation installs in six different positions.
- Power cable is detachable at the motor head for quick replacement when necessary or to manage wire length.
- Drive wheels snap on for quick assembly.
- Rapid push-button limits allow for quick and easy setting and adjustment.

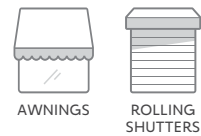
Energy Savings

- Act for Green motor, designed to be environmentally friendly.
- Doesn't consume power in standby mode for reduced user costs.

Main functions

- Quick & easy settings
- Rapid limit adjustments

Compatible end-products



| NAME | HEAD TYPE | TORQUE (Nm) | SPEED (RPM) | INPUT VOLTAGE | RATED CURRENT (AMPS) | MOTOR LENGTH (INCHES) | CABLE LENGTH (FEET) | TECHNOLOGY | ITEM NUMBER |
|--------------------|-----------|-------------|-------------|---------------|----------------------|-----------------------|---------------------|------------|-------------|
| 660R2 60/14 SJTW | STAR | 60 | 14 | 120V AC 60HZ | 2.50 | 26.18 | 9.84 | WIRED | 1162272 |
| 680R2 80/14 SJTW | STAR | 80 | 14 | 120V AC 60HZ | 3.40 | 26.18 | 9.84 | WIRED | 1164262 |
| 6100R2 100/14 SJTW | STAR | 100 | 14 | 120V AC 60HZ | 3.80 | 26.18 | 9.84 | WIRED | 1166290 |



LT60 Altus® AC Motors

Radio Technology Somfy® (RTS)



The LT60 Altus is a universal solution for larger rolling shutters and awnings.

Easy Install

- Can be plugged into a standard wall outlet or in-wall wired.
- Limits quickly set and adjusted from the transmitter.
- Starhead motor reduces the light gap.

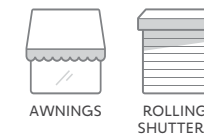
Radio Technology Somfy

- Compatible with all RTS-powered systems, controls, and accessories so users can mix and match options to maximize product performance.
- Exclusive Somfy "my" feature saves a favorite/preferred product position.
- RTS is omni-directional, so no need to aim the remote at the product being controlled.

Main functions

- Quick & easy settings
- Remote limit setting
- Compatible with rain, sun, & wind sensors
- MY function
- Electronic end limits

Compatible end-products



| NAME | HEAD TYPE | TORQUE (Nm) | SPEED (RPM) | INPUT VOLTAGE | RATED CURRENT (AMPS) | MOTOR LENGTH (INCHES) | CABLE LENGTH (FEET) | TECHNOLOGY | ITEM NUMBER |
|-------------------|-----------|-------------|-------------|---------------|----------------------|-----------------------|---------------------|-------------|-------------|
| ALTUS® RTS 660R2 | STAR | 60 | 14 | 120V AC 60HZ | 2.50 | 27.56 | 9.84 | RTS 433 MHZ | 1162271 |
| ALTUS® RTS 680R2 | STAR | 80 | 14 | 120V AC 60HZ | 3.40 | 29.13 | 9.84 | RTS 433 MHZ | 1164261 |
| ALTUS® RTS 6100R2 | STAR | 100 | 14 | 120V AC 60HZ | 3.80 | 29.13 | 9.84 | RTS 433 MHZ | 1166289 |



LT60 CMO AC Motors

Wired

LT60 CMO standard tubular motors are ideal for larger applications. They feature a compact manual override for when power is not available.

Ease of Installation

- Standard 4-wire motor is an ideal choice for preconstruction opportunities while the walls are open and operation with a wired switch is preferred.
- Standard control options include wired wall switches.
- Easily set and adjust limits using rapid push-buttons.
- Detachable power cable to easily manage wire length, or replace if needed.

Environmentally Friendly

- Designed to save energy.
- Doesn't consume power in standby mode.

Main functions



Quick & easy settings



Rapid limit adjustments



Manual override

Compatible end-products



AWNINGS



ROLLING SHUTTERS

| NAME | HEAD TYPE | TORQUE (Nm) | SPEED (RPM) | INPUT VOLTAGE | RATED CURRENT (AMPS) | MOTOR LENGTH (INCHES) | CABLE LENGTH (FEET) | TECHNOLOGY | ITEM NUMBER |
|------------|-----------|-------------|-------------|---------------|----------------------|-----------------------|---------------------|------------|-------------|
| 660R2 CMO | CMO | 60 | 14 | 120V AC 60HZ | 2.50 | 25.79 | 6.56 | WIRED | 1162014 |
| 680R2 CMO | CMO | 80 | 14 | 120V AC 60HZ | 3.40 | 27.17 | 6.56 | WIRED | 1164013 |
| 6100R2 CMO | CMO | 100 | 14 | 120V AC 60HZ | 3.80 | 27.17 | 6.56 | WIRED | 1166016 |



Rolling Shutter Accessories



400 Series Accessories

Power Cables

| NAME | ITEM NUMBER | NAME | ITEM NUMBER |
|--|-------------|--|-------------|
| 4-Conductor Motor Cable SJTW (Sold per Foot) | 9012110 | NEMA Power Plug Not Installed for Sonesse® 40 motor (RTS Version Only) | 9017447 |
| 3-Conductor Motor Cable SJTW (Sold per Foot) | 9012111 | | |

Power Cables - 3-Conductor Fast Connector & Extensions

| NAME | ITEM NUMBER | NAME | ITEM NUMBER |
|--|-------------|--|-------------|
| Fast Connector Extension Cable 3C SJTW with NEMA Plug - 10.4 ft. | 9020791 | Fast Connector Extension Cable 3C SJTW with NEMA Plug - 4.4 ft. | 9021114 |
| Fast Connector Extension Cable 3C SJTW with NEMA Plug - 18 ft. | 9020792 | Fast Connector Extension Cable 3C SJTW with NEMA Plug - 8.4 ft. | 9021115 |
| Fast Connector Extension Cable 3C SJTW with NEMA Plug - 24 ft. | 9020793 | Fast Connector Extension Cable 3C SJTW without NEMA Plug - 8.4 ft. | 9021157 |
| Fast Connector Extension Cable 3C SJTW with NEMA Plug - 1.4 ft. | 9021113 | Panel Mount, 3C Female Fast Connector | 9026398 |

Power Cables - 4-Conductor Fast Connector & Extensions

| NAME | ITEM NUMBER | NAME | ITEM NUMBER |
|--|-------------|---|-------------|
| Fast Connector Extension Cable 4C SJTW - 4.4 ft. | 9021117 | Fast Connector Extension Cable 4C SJTW - 16.4 ft. | 9021120 |
| Fast Connector Extension Cable 4C SJTW - 8.4 ft. | 9021118 | Fast Connector Extension Cable 4C SJTW - 22.4 ft. | 9021121 |

Crowns & Drives

| NAME | ITEM NUMBER | NAME | ITEM NUMBER |
|---|-------------|--|-------------|
| Crown and Drive Set (Somfy 40mm x 1.5mm Round Tube) | 9012224 | 400 Series Crown and Drive Set (40mm x 0.8mm Octagonal Tube) | 9012225 |

400 Series Accessories

Crowns & Drives

| NAME | ITEM NUMBER | NAME | ITEM NUMBER |
|--|-------------|--|-------------|
| 400 Series to 500 Series Crown and Drive Adaptor Kit | 9013763 | Drive for (40mm x 1.5mm Round Tube) | 9147544 |
| Drive Adaptor (for 40mm x 1mm Round Tube) | 9132142 | Drive (for 40mm x 0.8mm Octagonal Tube) | 9147545 |
| Crown Adaptor (for 40mm x 1mm Round Tube) | 9132143 | Anti-Blocking System (ABS) 400 Series Left Rotation | 9704138 |
| 40mm Octagonal Crown for 40mm x 0.8mm Octagonal Tube | 9147327 | Anti-Blocking System (ABS) 400 Series Right Rotation | 9704139 |
| Crown (for 40mm x 1.5mm Round Tube) | 9147330 | | |

Tubes

| NAME | ITEM NUMBER | NAME | ITEM NUMBER |
|--|-------------|--|-------------|
| 40mm Round Aluminum Tube (ID 36mm) (20 ft. Max Length) | 1781153 | 40mm Octagonal Tube (Minimum Order Length 20') | 1781154 |

Adaptor Plates

| NAME | ITEM NUMBER |
|------------------|-------------|
| R8 Adaptor Plate | 9012258 |


Idler End Caps

| NAME | ITEM NUMBER |
|---------------------------------|-------------|
| End Cap for 40mm Octagonal Tube | 9012274 |

Motor Brackets

| NAME | ITEM NUMBER | NAME | ITEM NUMBER |
|---|-------------|--|-------------|
| 10mm Square Motor Bracket for 400S Motors | 9147334 | 400 Series to 500 Series Motor Mounting Conversion Bracket | 9500659 |
| LO Motor Bracket for 400S Motors | 9147337 | | |








400 Series Accessories Tools

| NAME | ITEM NUMBER | |
|-------------------------------------|-------------|---|
| Standard Motor Tester Cable, 4-Wire | 9012116 |  |





500 Series Accessories Power Cables

| NAME | ITEM NUMBER | | NAME | ITEM NUMBER | |
|--|-------------|---|--|-------------|---|
| 4-Conductor Motor Cable SJTW (Sold per Foot) | 9012110 |  | 3-Conductor Motor Cable SJTW (Sold per Foot) | 9012111 |  |

Power Cables - 3-Conductor LT

| NAME | ITEM NUMBER | | NAME | ITEM NUMBER | |
|--|-------------|---|---|-------------|---|
| Sonesse® 50 & LT50/LT60 RTS/RS485 SJTW 3C Cable - 10 ft. | 9018190 |  | Sonesse® 50 & LT50/LT60 RTS/RS485 SJTW 3C Cable with NEMA Plug - 10 ft. | 9021051 |  |
| Sonesse® 50 & LT50/LT60 RTS/RS485 SJTW 3C Cable - 24 ft. | 9020985 |  | Sonesse® 50 & LT50/LT60 RTS/RS485 SJTW 3C Cable with NEMA Plug - 18 ft. | 9021052 |  |
| Sonesse® 50 & LT50/LT60 RTS/RS485 SJTW 3C Cable with NEMA Plug - 1.5 ft. | 9021049 |  | Sonesse® 50 & LT50/LT60 RTS/RS485 SJTW 3C Cable with NEMA Plug - 24 ft. | 9021053 |  |
| Sonesse® 50 & LT50/LT60 RTS/RS485 SJTW 3C Cable with NEMA Plug - 6 ft. | 9021050 |  | | | |

Power Cables - 3-Conductor CMO

| NAME | ITEM NUMBER | | NAME | ITEM NUMBER | |
|--|-------------|---|--|-------------|---|
| LT50 CMO RTS Cable with 5-15P Right Angle NEMA Plug - 12 ft. | 9012148 |  | LT50 CMO RTS Cable with 5-15P Right Angle NEMA Plug - 18 ft. | 9012150 |  |
| LT50 CMO RTS Cable with 5-15P Right Angle NEMA Plug - 24 ft. | 9012149 |  | LT50 CMO RTS Cable with 5-15P Right Angle NEMA Plug - 6 ft. | 9019950 |  |

500 Series Accessories Power Cables - 3-Conductor CMO

| NAME | ITEM NUMBER | | NAME | ITEM NUMBER | |
|-------------------------------------|-------------|---|-------------------------------------|-------------|---|
| LT50 CMO RTS SJTW 3C Cable - 10 ft. | 9021025 |  | LT50 CMO RTS SJTW 3C Cable - 24 ft. | 9021047 |  |










Power Cables - 4-Conductor LT

| NAME | ITEM NUMBER | | NAME | ITEM NUMBER | |
|--|-------------|---|--|-------------|---|
| Sonesse® 50 & LT50/LT60 SJTW 4C Cable - 10 ft. | 9018345 |  | Sonesse® 50 & LT50/LT60 SJTW 4C Cable - 24 ft. | 9021046 |  |

Power Cables - 4-Conductor CMO

| NAME | ITEM NUMBER | | NAME | ITEM NUMBER | |
|--------------------------|-------------|---|--------------------------|-------------|---|
| CMO Motor Cable - 12 ft. | 9012137 |  | CMO Motor Cable - 24 ft. | 9208308 |  |
| CMO Motor Cable - 6 ft. | 9208302 |  | | | |

Power Cables - 3-Conductor Fast Connector & Extensions

| NAME | ITEM NUMBER | | NAME | ITEM NUMBER | |
|--|-------------|---|--|-------------|---|
| Fast Connector Extension Cable 3C SJTW with NEMA Plug - 10.4 ft. | 9020791 |  | Fast Connector Extension Cable 3C SJTW with NEMA Plug - 4.4 ft. | 9021114 |  |
| Fast Connector Extension Cable 3C SJTW with NEMA Plug - 18 ft. | 9020792 |  | Fast Connector Extension Cable 3C SJTW with NEMA Plug - 8.4 ft. | 9021115 |  |
| Fast Connector Extension Cable 3C SJTW with NEMA Plug - 24 ft. | 9020793 |  | Fast Connector Extension Cable 3C SJTW without NEMA Plug - 8.4 ft. | 9021157 |  |
| Sonesse® 50 & LT50 RTS/RS485 Motor Pigtail to Fast Connector SJTW 3C Cable - 1.6 ft. | 9020803 |  | Panel Mount, 3C Female Fast Connector | 9026398 |  |
| Fast Connector Extension Cable 3C SJTW with NEMA Plug - 1.4 ft. | 9021113 |  | | | |

500 Series Accessories

Power Cables - 4-Conductor Fast Connector & Extensions

| NAME | ITEM NUMBER | NAME | ITEM NUMBER |
|---|-------------|---|-------------|
| Sonnesse® 50 & LT50 Motor Pigtail to Fast Connector SJTW 4C Cable - 1.6 ft. | 9020804 | Fast Connector Extension Cable 4C SJTW - 16.4 ft. | 9021120 |
| Fast Connector Extension Cable 4C SJTW - 4.4 ft. | 9021117 | Fast Connector Extension Cable 4C SJTW - 22.4 ft. | 9021121 |
| Fast Connector Extension Cable 4C SJTW - 8.4 ft. | 9021118 | | |

Data Cables

| NAME | ITEM NUMBER | NAME | ITEM NUMBER |
|---|-------------|---|-------------|
| 4-Conductor 26 AWG Modular Cable RJ9 to RJ45 - 2.5 ft. (Data Only, Black) | 9018541 | 4-Conductor 26 AWG Modular Cable RJ9 to RJ45 - 2.5 ft. (Power & Data, Grey) | 9018545 |
| 4-Conductor 26 AWG Modular Cable RJ9 to RJ45 - 8 ft. (Data Only, Black) | 9018542 | 4-Conductor 26 AWG Modular Cable RJ9 to RJ45 - 8 ft. (Power & Data, Grey) | 9018546 |
| 4-Conductor 26 AWG Modular Cable RJ9 to RJ45 - 12 ft. (Data Only, Black) | 9018543 | 4-Conductor 26 AWG Modular Cable RJ9 to RJ45 - 12 ft. (Power & Data, Grey) | 9018547 |
| 4-Conductor 26 AWG Modular Cable RJ9 to RJ45 - 24 ft. (Data Only, Black) | 9018544 | 4-Conductor 26 AWG Modular Cable RJ9 to RJ45 - 24 ft. (Power & Data, Grey) | 9018548 |

Crowns & Drives

| NAME | ITEM NUMBER | NAME | ITEM NUMBER |
|---|-------------|---------------------------|-------------|
| 70mm Octagonal LT50/60 Aluminum Drive (with Drive Stop) | 9012227 | 60mm Octagonal LT50 Set | 9012233 |
| 2.5" (60mm) Round LT50 Set "Hard Clip" | 9012231 | 70mm Octagonal LT50 Set | 9012234 |
| 2.75" (67mm) Round LT50 Set "Hard Clip" | 9012232 | 70mm Octagonal LT50 Crown | 9012328 |

500 Series Accessories

Crowns & Drives

| NAME | ITEM NUMBER | NAME | ITEM NUMBER |
|--|-------------|---|-------------|
| RollEase "Silent Pin" Crown & Drive Adaptor for 2.5" (63mm) Tube | 9015234 | Anti-Blocking System (ABS) 500 Series Left Rotation | 9705415 |
| 2.5" Round LT50 Drive "Hard Clip" | 9206019 | 2.5" 60mm Octagonal Crown | 9707025 |
| 2.5" (60mm) Round Drive "Soft Clip" | 9206041 | 2.5" (60mm) Round Crown | 9707026 |
| 3.5" Round LT50/60 Drive (89mm x 2mm) | 9420303 | 60mm Octagonal Drive | 9751001 |
| 4.0" Round LT50 Drive | 9420304 | 70mm Octagonal Drive | 9761002 |
| Anti-Blocking System (ABS) 500 Series Right Rotation | 9705414 | Drive Stop and Screw | 9910004 |

Tube Components

| NAME | ITEM NUMBER | NAME | ITEM NUMBER |
|--------------------------------|-------------|---------------------------------|-------------|
| Rigid Link GS Slat 9mm 1 Limb | 9019327 | Rigid Link GS Slat 9mm 2 Limbs | 9019329 |
| Rigid Link GS Slat 14mm 1 Limb | 9019328 | Rigid Link GS Slat 14mm 2 Limbs | 9019330 |

Override Parts

| NAME | ITEM NUMBER | NAME | ITEM NUMBER |
|--|-------------|--|-------------|
| Connector Sleeve 7mm Hex to 8mm Square | 9012323 | Extension Shaft 7mm Hex L=220mm with Screw | 9420657 |
| Short Awning Override Shaft Ring | 9016332 | Extension Shaft 7mm Hex L=330mm with Screw | 9420659 |

500 Series Accessories

Override Parts

| NAME | ITEM NUMBER | NAME | ITEM NUMBER |
|--|-------------|--|-------------|
| Connector Sleeve 7mm Hex to 7mm Hex | 9685120 | CMO Awning Override Shaft (100mm Long) | 9685148 |
| CMO Awning Override Shaft (170mm Long) | 9685136 | CMO Motor Limit Setting Tool | 9910019 |

Idler End Caps

| NAME | ITEM NUMBER | NAME | ITEM NUMBER |
|---|-------------|---|-------------|
| 13mm Square Drive Shaft - 12mm OD for End Cap | 1781009 | Heavy Duty End Cap Shaft | 9420674 |
| Idler End Cap without Shaft 2.0" OD with M5 Screw | 9129631 | 2.0" Plastic Idler End Cap - 10mm Shaft | 9700958 |
| Idler End Cap without Shaft 2.5" OD with M5 Screw | 9129632 | | |

Motor Brackets

| NAME | ITEM NUMBER | NAME | ITEM NUMBER |
|---|-------------|--|-------------|
| LT50 Adjustable Universal Motor Bracket | 9002550 | LT50 Adjustable Angle Bracket | 9410639 |
| LT50 Angle Plate for Motor Bracket | 9012250 | LT50 Universal Motor Bracket (50Nm Max) | 9410651 |
| Pull Off Tool for Spring Ring | 9206015 | LT50 HA Flush Mount Motor Bracket | 9410715 |
| Weld-on Bracket without Spring Ring | 9206029 | Heavy Duty Angle Plate with Universal Motor Bracket (Max 85Nm) | 9420602 |
| Spring Ring | 9206033 | Heavy Duty Angle Bracket for 9430610 | 9420604 |

500 Series Accessories

Motor Brackets

| NAME | ITEM NUMBER | NAME | ITEM NUMBER |
|---|-------------|--|-------------|
| Universal Motor Bracket with Spring Ring | 9420631 | Universal Motor Bracket (Metric) with Spring Ring and Threaded for M8 and M6 Bolts | 9910001 |
| Spring Ring with Loop | 9685025 | LT50 RH "LO" Plate with Stud (Gold) | 9910016 |
| LT Compact ST Motor Bracket PA66 with Spring Ring | 9708461 | LT50 RH "LO" Plate with Stud (Silver) | 9910017 |
| Motor Bracket with Spring Ring - Square (120mm x 120mm) | 9763503 | Universal Motor Bracket - US Threads | 9910021 |
| Motor Bracket with Spring Ring - Square (100mm x 100mm) | 9763508 | CMO/Standard LT Conversion Motor Bracket - US Threads | 9910051 |

Intermediate Brackets

| NAME | ITEM NUMBER | NAME | ITEM NUMBER |
|--|-------------|--|-------------|
| 13mm Sq. Intermediate Drive Shaft - 16mm OD for 9146011 | 1781018 | Intermediate Bearing Support for 1781018 | 9146011 |
| LT50 Intermediate Bracket with 16mm ID Bearing | 9002541 | LT50 2" Universal Intermediate Bracket Kit | 9410648 |
| LT50 Adjustable Intermediate Support Bracket for 2" Tube | 9012203 | Heavy Duty LT Intermediate Support Bracket | 9420673 |

Idler Brackets

| NAME | ITEM NUMBER | NAME | ITEM NUMBER |
|--------------------------------------|-------------|--|-------------|
| Idler Bearing for 12mm Shaft | 1781015 | Idler Bracket 14mm ID | 9002540 |
| Ball Support for 9410803 and 9028665 | 1781030 | Idler Bracket Kit 10mm (Ball & Holder) | 9012657 |

500 Series Accessories

Idler Brackets

| NAME | ITEM NUMBER | NAME | ITEM NUMBER |
|---|-------------|--|-------------|
| Nylon Ball Bearing 12mm ID for 1781030 | 9028665 | Nylon ball bearing 10mm ID for 1781030 | 9410803 |
| U Shaped Idler Bracket | 9127808 | Heavy Duty Idler Bracket with Idler End Cap Holder | 9430603 |
| 14mm Bearing Plate for Idler Bracket Kit | 9146007 | Nylon Ball Bearing and Holder with 12mm Hole for 9420604 | 9430610 |
| LT50 Idler Bracket with 12mm Hole Nylon Bearing | 9410633 | Idler End Cap Holder (Anti-Vibration) | 9540786 |
| LT50 Idler Bracket with 10mm Hole Nylon Bearing | 9410635 | Silent Block Idler Bracket 10mm ID | 9701310 |

Miscellaneous Brackets

| NAME | ITEM NUMBER |
|----------------------------|-------------|
| Light Duty Angle LT50 Type | 9410637 |

Tools

| NAME | ITEM NUMBER | NAME | ITEM NUMBER |
|-------------------------------------|-------------|---|-------------|
| Standard Motor Tester Cable, 4-Wire | 9012116 | RS485 Motor Limit Setting & Address Reader Tool | 9017142 |

Screws

| NAME | ITEM NUMBER |
|-------------------------------|-------------|
| Screw for Standard LT50 Motor | 9670013 |

600 Series Accessories

Power Cables

| NAME | ITEM NUMBER | NAME | ITEM NUMBER |
|--|-------------|--|-------------|
| 4-Conductor Motor Cable SJTW (Sold per Foot) | 9012110 | 3-Conductor Motor Cable SJTW (Sold per Foot) | 9012111 |

Power Cables - 3-Conductor LT

| NAME | ITEM NUMBER | NAME | ITEM NUMBER |
|--|-------------|---|-------------|
| Sonesse® 50 & LT50/LT60 RTS/RS485 SJTW 3C Cable - 10 ft. | 9018190 | Sonesse® 50 & LT50/LT60 RTS/RS485 SJTW 3C Cable with NEMA Plug - 10 ft. | 9021051 |
| Sonesse® 50 & LT50/LT60 RTS/RS485 SJTW 3C Cable - 24 ft. | 9020985 | Sonesse® 50 & LT50/LT60 RTS/RS485 SJTW 3C Cable with NEMA Plug - 18 ft. | 9021052 |
| Sonesse® 50 & LT50/LT60 RTS/RS485 SJTW 3C Cable with NEMA Plug - 1.5 ft. | 9021049 | Sonesse® 50 & LT50/LT60 RTS/RS485 SJTW 3C Cable with NEMA Plug - 24 ft. | 9021053 |
| Sonesse® 50 & LT50/LT60 RTS/RS485 SJTW 3C Cable with NEMA Plug - 6 ft. | 9021050 | | |

Power Cables - 4-Conductor LT

| NAME | ITEM NUMBER | NAME | ITEM NUMBER |
|--|-------------|--|-------------|
| Sonesse® 50 & LT50/LT60 SJTW 4C Cable - 10 ft. | 9018345 | Sonesse® 50 & LT50/LT60 SJTW 4C Cable - 24 ft. | 9021046 |

Power Cables - 4-Conductor CMO

| NAME | ITEM NUMBER | NAME | ITEM NUMBER |
|--------------------------|-------------|--------------------------|-------------|
| CMO Motor Cable - 12 ft. | 9012137 | CMO Motor Cable - 24 ft. | 9208308 |
| CMO Motor Cable - 6 ft. | 9208302 | | |

600 Series Accessories Crowns & Drives

| NAME | ITEM NUMBER | NAME | ITEM NUMBER |
|---|-------------|---------------------------------------|-------------|
| Drive Stop for LT60 | 9012194 | 3.5" Round LT50/60 Drive (89mm x 2mm) | 9420303 |
| 4.0" Round LT60 Set | 9012221 | 4.0" Round LT50 Drive | 9420304 |
| 70mm Octagonal LT50/60 Aluminum Drive (with Drive Stop) | 9012227 | LT60 Drive Wheel 101.6mm X 3.6mm | 9420309 |
| 2.75" Round LT60 Set "Hard Clip" | 9012246 | 2.75" (67mm) Round Crown | 9420342 |
| 70mm Octagonal LT60 Set | 9012247 | 4.0" Round Crown | 9420370 |
| LT60 Stop Wheel Screw | 9205870 | 3.5" Round Crown (89mm x 2mm) | 9520312 |
| 2.5" Round LT50 Drive "Hard Clip" | 9206019 | 70mm Octagonal LT60 Crown | 9705340 |
| 2.5" (60mm) Round Drive "Soft Clip" | 9206041 | 70mm Octagonal Drive | 9761002 |

Override Parts

| NAME | ITEM NUMBER | NAME | ITEM NUMBER |
|--|-------------|--|-------------|
| Connector Sleeve 7mm Hex to 8mm Square | 9012323 | Connector Sleeve 7mm Hex to 7mm Hex | 9685120 |
| Short Awning Override Shaft Ring | 9016332 | CMO Awning Override Shaft (170mm Long) | 9685136 |
| Extension Shaft 7mm Hex L=220mm with Screw | 9420657 | CMO Awning Override Shaft (100mm Long) | 9685148 |
| Extension Shaft 7mm Hex L=330mm with Screw | 9420659 | CMO Motor Limit Setting Tool | 9910019 |

600 Series Accessories Idler End Caps

| NAME | ITEM NUMBER | NAME | ITEM NUMBER |
|---|-------------|--------------------------|-------------|
| 13mm Square Drive Shaft - 12mm OD for End Cap | 1781009 | Heavy Duty End Cap Shaft | 9420674 |
| Idler End Cap without Shaft 2.5" OD with M5 Screw | 9129632 | | |

Motor Brackets

| NAME | ITEM NUMBER | NAME | ITEM NUMBER |
|--|-------------|--|-------------|
| Pull Off Tool for Spring Ring | 9206015 | Spring Ring with Loop | 9685025 |
| Weld-on Bracket without Spring Ring | 9206029 | Motor Bracket with Spring Ring - Square (120mm x 120mm) | 9763503 |
| Spring Ring | 9206033 | Motor Bracket with Spring Ring - Square (100mm x 100mm) | 9763508 |
| Heavy Duty Angle Plate with Universal Motor Bracket (Max 85Nm) | 9420602 | Universal Motor Bracket (Metric) with Spring Ring and Threaded for M8 and M6 Bolts | 9910001 |
| Heavy Duty Angle Bracket for 9430610 | 9420604 | Universal Motor Bracket - US Threads | 9910021 |
| Universal Motor Bracket with Spring Ring | 9420631 | CMO/Standard LT Conversion Motor Bracket - US Threads | 9910051 |
| Motor Bracket LT60 | 9430601 | | |

Intermediate Brackets

| NAME | ITEM NUMBER | NAME | ITEM NUMBER |
|--|-------------|--|-------------|
| Heavy Duty LT Intermediate Support Bracket | 9420673 | Heavy Duty Idler Bracket with Idler End Cap Holder | 9430603 |

Idler Brackets



Controls & Sensors

Somfy® offers a wealth of experience in control and sensor systems that simplify the experience for the user and help to ensure greater efficiency, comfort, performance, and cost-savings in virtually any building type.

| | |
|-----------------------|-----|
| Wireless Technologies | 246 |
| Intelligent Controls | 250 |
| Controls | 254 |
| Sensors | 292 |

Wireless Technologies

Somfy provides a variety of easy-to-use and easy-to-install motor and control solutions to fit every consumer — residential or commercial — regardless of need or budget.

RTS Technology (Radio Technology Somfy®)

With one-touch simplicity, RTS controls send out a radio wave signal to move any motorized interior window covering or exterior pergola, screen, awning, or rolling shutter.

- RTS is omnidirectional and operates reliably at 20 feet (up to 65 feet under optimal conditions).
- The control signal carries commands one way from controller to motor.
- Up to 12 programmable control devices and three sensors can control a single RTS motorized application.
- Users can operate controllers to raise/open window coverings, to lower/close them, or to move them to a pre-programmed favorite "my" position.

Somfy hand-held RTS remote controls are sleek, easy to program, easy to use, and offer easy portability for total control from any spot in the room.

Somfy RTS wall switches are totally wireless, install quickly with no need for an electrician, and are available with multi-channel functionality to easily control multiple motors.

RTS sensors provide information on interior and exterior conditions in real time to controllers, enabling them to adjust shading as needs change.

All Somfy RTS controllers are designed to work together seamlessly so users can enjoy the simplicity of a wall-mounted switch or the portable convenience of a remote — whatever suits the moment.

TaHoma® app-based systems offer simple, intuitive control of motorized systems using a smart device from virtually anywhere that has an internet connection.



All Somfy RTS motors are designed to work seamlessly with Somfy RTS control and sensor systems. To ensure compatibility, simply look for the RTS (Radio Technology Somfy) emblem.





Zigbee® 3.0 Technology

Zigbee is an open, forward-looking protocol that offers outstanding flexibility and ensures future compatibility with other certified products. It allows bi-directional communication, so the user can send commands from anywhere and receive real-time feedback on equipment status, battery level, and more to help provide peace of mind.

Zigbee 3.0 creates its own smart ecosystem, which enables Somfy products to easily communicate with each other and allows control from a single source. The technology is very reliable and stable; it avoids interference from other devices during installation and use. And as a mesh network, it gains strength as more constantly powered devices are added to the system.

Somfy is a Zigbee Alliance board member and is proud to be part of a community recognized as the world leader for interoperable smart products. All Zigbee 3.0 products are cross-compatible and easily work together, including smart lighting, smart shades, security systems, and HVAC systems.



Intelligent Controls

To meet the needs of designers, builders, building owners, management, and clients, Somfy offers intelligent control and real-time sensor systems that are compatible with most common industry technologies – including networked control systems using either Power over Ethernet, digital technology, or direct control using analog electronics.

Power Over Ethernet (PoE)

Integrating Somfy motors and controls into Power over Ethernet (PoE) systems distributes network signals and power to transmit communication over standard network cabling to shades and draperies.

Using PoE in new construction or renovation projects can lower infrastructure costs and capital expenses by eliminating wall circuits for endpoints and consolidating continuous power supply systems. It saves deployment time by reducing the stages of construction and installation. Using PoE technology also helps save on energy costs via Cisco energy-management systems and improves performance with intelligent load-shedding capabilities.

Somfy Digital Network™ (SDN)

The Somfy Digital Network (SDN) is a bi-directional RS485 network that provides control of, and continuous feedback from, each motor on the network. This allows the ability to view the position and status of any motor on the network in real time.

SDN runs over standard network architecture, allowing users to establish a remote connection to the system from anywhere with internet access. It works either as a stand-alone option or including animeo® IP, with different control options for each.

0-10V to SDN Interface

Available with Somfy Digital Network (SDN) devices, the 0-10V to SDN Interface accepts lighting control dimming commands to operate Somfy RS485 motors. It offers “plug and play” operating simplicity as a shade-control device by controlling all motors without additional programming.

- It converts 0-10V analog inputs to broadcast SDN commands, controlling motors from most lighting control systems.
- 0-10V to SDN integration can be used in multiple ways – group control of a small SDN system can be started by an SDN 0-10V interface, or an SDN or animeo IP system could receive commands from a 0-10V input similar to keypad controls.



All Somfy Digital Network (SDN) motors are all designed for compatibility and bi-directional communication with SDN controls, interfaces, and sensors. Look for the SDN logo when ordering.





animeo IP

Somfy animeo IP is an automated natural light management system utilizing Somfy-powered intelligent motorized window coverings, as well as digital keypads and weather sensors. The system's controllers, sensors, and keypads work with both new and existing SDN motor installations, allowing comprehensive solar management as a stand-alone solution or integrated into third-party control systems.

An intuitive user interface allows for simplified commissioning, building management, and technical support featuring drag-and-drop programming, motor auto-discovery, and at-a-glance real-time system status updates.

animeo IB+

The animeo IB+ Touch Building Controller is a simplified, intuitive control interface for small and medium-sized buildings that provides sophisticated design, a user-friendly graphical interface, and customized functionality, all at the user's fingertips. It features a built-in "co-pilot" that offers end users a step-by-step guide, real-time sensor integration, and easy maintenance.

- Scalable number of configurable zones for any project, in series of four or eight zones per unit
- Applicable for shades, blinds, screens, rolling shutters, and window openers
- Glare control for optimal visual comfort as the sun moves across the sky
- Automatic retraction of exterior window coverings for protection in case of high winds, frost, or fire
- Data storage for tracking events, settings, sensor values, etc. for three months
- Multi-unit interaction with a single weather station for consistent automation throughout the building

Wired Technology

Somfy's wired control systems offer a cost-effective solution that is typically used for applications requiring small to large torque ranges in new construction, or for retrofits where wiring can be run without difficulty.

We provide a variety of individual control options utilizing dry contact (DCT) or wired switches for commercial building systems. The motor options available for wired technology are durable, dependable, and feature a wide range of torques and speeds for interior or exterior motorized shading applications.

The Somfy Individual Group Control (IGC) 4n1 Motor Controller is a scalable wired device that enables individual and group control for up to four Somfy® Wired Technology (WT) motors. It allows three intermediate positions per motor, preset at 25%, 50%, and 75% openness, or users can set custom intermediate positions with a DecoFlex Dry Contact Keypad. Daisy-chaining multiple 4n1 controllers together allows simple, synchronized control from a single keypad.

Sensor Systems

Somfy offers a variety of sensor devices designed to integrate and communicate with commercial building control systems. These sensors detect and measure exterior conditions — such as sun intensity, temperature, wind, and moisture — and deliver real-time data to building controllers, allowing them to adjust shading systems to suit current conditions throughout the day.

Controls



Customized Control Operate multiple shades, awnings and screens for ultimate control.



Smart Home Compatible with Amazon Alexa, Google Assistant, Samsung SmartThings, and most third-party systems.



Flexibility Variety of control options to fit any user preference, including handheld transmitters, wireless wall switches, app control, or a combination.



Coordinated Control Operate motorized products along with lights, thermostats and other connected devices.



Intelligent Building Control Scalable for large commercial facilities, with centralized, individual or group controls.

Wireless Radio Technology Somfy® (RTS) Controls Wireless Integrated App Controls



TaHoma® is a WiFi to RTS gateway that can control up to 40 RTS channels. Create scenes and schedules using an app while home or away, or integrate with third-party systems. TaHoma works with Google Assistant and Amazon Alexa, allowing for natural voice commands to control shades.

Smart Home Convenience

- Maximize energy savings and privacy, and control glare by creating timed events to automatically position RTS shading as desired.
- Use multiple TaHomas to create a whole home control solution.
- Create an ideal setting by creating up to 40 scenes and 40 schedules to automatically operate multiple RTS applications such as shades, awnings, and screens.
- Remote access using a mobile app while home or away lets users control shades from virtually anywhere.

Reliable & Scalable

- Join up to 10 TaHoma interfaces for multi-zone control.
- Optional Ethernet Adaptor allows for a direct, wired connection to the internet for optimal connectivity.

Compatibility

- Compatible with most third-party systems such as Control4®, Crestron, Savant, Elan, RTI, URC, and Brilliant.
- Works with with Amazon Alexa, IFTTT, Phillips Hue, Samsung SmartThings, and Google Assistant.



Main functions

- Easy integration
- Scalable
- Customizable
- Mesh network
- Time-saving
- Offers app & voice control
- Easy-to-use
- MY function
- Dimming

| NAME | INPUT VOLTAGE | TECHNOLOGY | ITEM NUMBER |
|--|---------------|------------|-------------|
| TAHOMA® RTS/ZIGBEE SMARTPHONE AND TABLET INTERFACE | 120V AC 60HZ | RTS/ZIGBEE | 1811731 |

| NAME | ITEM NUMBER |
|--------------------------|-------------|
| TaHoma® Ethernet Adaptor | 1870470 |



Wireless Radio Technology Somfy® (RTS) Controls

Situo® RTS Transmitters



Situo hand-held remotes control one individual window covering or one group of window coverings. Its modern finish complements any décor.

Comfort & Convenience

- Ideal to manage natural light.
- Instantly block glare or create instant privacy with a simple button press.
- Includes a discreet wall holder.

Radio Technology Somfy

- Compatible with all RTS-powered systems, controls, and accessories so users can mix and match options to maximize product performance.
- Exclusive Somfy “my” feature saves a favorite/preferred product position.
- RTS is omni-directional, so no need to aim the remote at the product being controlled.



Main functions

- Easy-to-use
- MY function
- Time-saving
- Customizable
- Easy integration
- Scalable

| NAME | TECHNOLOGY | ITEM NUMBER |
|-------------------------|-------------|-------------|
| SITUO® 1 RTS PURE II | RTS 433 MHZ | 1870571 |
| SITUO® 1 RTS IRON II | RTS 433 MHZ | 1870572 |
| SITUO® 1 RTS NATURAL II | RTS 433 MHZ | 1870573 |
| SITUO® 1 RTS ARCTIC II | RTS 433 MHZ | 1870574 |
| SITUO® 5 RTS PURE II | RTS 433 MHZ | 1870575 |
| SITUO® 5 RTS IRON II | RTS 433 MHZ | 1870576 |
| SITUO® 5 RTS NATURAL II | RTS 433 MHZ | 1870577 |
| SITUO® 5 RTS ARCTIC II | RTS 433 MHZ | 1870578 |

Wireless Radio Technology Somfy® (RTS) Controls

Situo® Variation RTS Transmitter



The Situo Variation is a five-channel hand-held remote featuring precision control using a scroll wheel to incrementally tilt blind slats and sheer vanes, and to adjust RTS LED lights. Control five individual window coverings or five groups of window coverings. Its modern, pure white finish complements any décor.

Comfort & Convenience

- Ideal to manage natural light.
- Instantly block glare or create instant privacy with a simple button press.
- Includes a discreet wall holder.

Radio Technology Somfy

- Compatible with all RTS-powered systems, controls, and accessories so users can mix and match options to maximize product performance.
- Exclusive Somfy “my” feature saves a favorite/preferred product position.
- RTS is omni-directional, so no need to aim the remote at the product being controlled.



Main functions

- Easy-to-use
- MY function
- Time-saving
- Customizable
- Easy integration
- Scalable
- Dimming

| NAME | TECHNOLOGY | ITEM NUMBER |
|-------------------------------|-------------|-------------|
| SITUO 5 VARIATION RTS PURE II | RTS 433 MHZ | 1811612 |

Wireless Radio Technology Somfy® (RTS) Controls

Situo® Soliris RTS Transmitter



The Situo Soliris is a five-channel hand-held remote with sun control to operate five individual or five groups of window coverings. Ideal to manage sun applications, reduces heat gain by activating the sun sensor to automatically adjust motorized products based on the sun's intensity. Its modern, pure finish compliments any decor.

Comfort & Convenience

- Operates motorized awnings, exterior screens, and rolling shutters to manage natural light.
- Instantly block glare or create privacy with a simple button press.
- Includes a discreet wall holder.

Radio Technology Somfy

- Compatible with all RTS-powered systems, controls, and accessories so users can mix and match options to maximize product performance.
- Exclusive Somfy "my" feature saves a favorite/preferred product position.
- RTS is omni-directional, so no need to aim the remote at the product being controlled.



Main functions

- Easy-to-use
- MY function
- Time-saving
- Customizable
- Easy integration
- Scalable

| NAME | TECHNOLOGY | ITEM NUMBER |
|------------------------------|-------------|-------------|
| SITUO® 5 SOLIRIS RTS PURE II | RTS 433 MHZ | 1870579 |

Wireless Radio Technology Somfy® (RTS) Controls

Telis Patio Transmitters



The Telis 1 Patio is ideal for controlling outdoor motorized products. This single-channel hand-held remote provides control of either one individual motorized application or one group of motorized applications. Offered in a fun blue and white finish, this control is both water and shock resistant.

Provide the Perfect Control

- Control one individual or one group of motorized products.
- Compatibility with full range of Radio Technology Somfy® (RTS) controls and accessories.
- Allows operation of motorized applications.

Perfect for Outdoor Applications

- Provides water and shock resistance.
- Blue and white finish is ideal for outdoors.



Main functions

- Easy-to-use
- MY function
- Time-saving
- Customizable
- Easy integration
- Scalable

| NAME | TECHNOLOGY | ITEM NUMBER |
|-------------------------------|-------------|-------------|
| TELIS 1 RTS PATIO TRANSMITTER | RTS 433 MHZ | 1810643 |
| TELIS 4 RTS PATIO TRANSMITTER | RTS 433 MHZ | 1810645 |

Wireless Radio Technology Somfy® (RTS) Controls Telis 16 Transmitters



The Telis 16 RTS hand-held remote extends control of motorized interior and exterior products to 16 different channels of control.

Extend Control

- Control motorized products or groups of motorized products on up to 16 channels.
- Clear design with an easy-to-use on-screen display.

Provide Personalized Control

- More channels provide opportunities for greater personalization for clients.
- The “my” button allows to set a favorite position for an individual or a group of motorized applications for quick and easy access.
- Simple programming makes it easy to offer control of more motorized products.



Main functions

- Easy-to-use
- MY function
- Time-saving
- Customizable
- Easy integration
- Scalable

| NAME | TECHNOLOGY | ITEM NUMBER |
|---------------------|-------------|-------------|
| TELIS 16 RTS PURE | RTS 433 MHZ | 1811081 |
| TELIS 16 RTS SILVER | RTS 433 MHZ | 1811082 |

Wireless Radio Technology Somfy® (RTS) Controls Telis Timer Transmitter



The Telis 1 Chronis RTS combines the functionality of a single channel hand-held control with the convenience of a programmable timer. This control option is compatible with all motorized Radio Technology Somfy® applications and offers simple programming and easy operation.

Easy Programming

- Easily program or change the automatic operation of motorized applications with a brief button press.
- Schedule one open and one close function per day with different scheduled operation available for weekends and weekdays.
- Default time programmed in the factory (7:30am UP, 8:00pm DOWN).

Offer Choice

- Operate shades in manual mode at any time according to preferences.
- Override programmed operation at any time.

Fits into any Lifestyle

- Easy to use hand-held transmitter with available wall mount clip.
- Compatible with all motorized shades, blinds, drapes, rolling shutters, and awnings featuring Radio Technology Somfy® RTS.



Main functions

- Easy-to-use
- MY function
- Time-saving
- Customizable
- Easy integration
- Scalable

| NAME | TECHNOLOGY | ITEM NUMBER |
|----------------------|-------------|-------------|
| TELIS 1 CHRONIS PURE | RTS 433 MHZ | 1805237 |

Wireless Radio Technology Somfy® (RTS) Controls

DecoFlex WireFree™ Wall Switches



This DecoFlex WireFree™ is a one channel wall switch that is battery-powered and completely wireless.

No Wires Needed

- Battery-powered and completely wireless.

Flexible Control

- Can control an individual motorized application or groups of motorized applications.
- Ideal next to an existing light switch for control when entering/exiting a room.



Main functions

Easy-to-use
 Time-saving
 Customizable
 Easy integration
 Scalable
 Outdoor rated

| NAME | WHITE | IVORY | BLACK |
|------------------------------------|-------------|-------------|-------------|
| | ITEM NUMBER | ITEM NUMBER | ITEM NUMBER |
| DECOFLEX WIREFREE™ 1 CHANNEL | 1810897 | 1810898 | 1810899 |
| DECOFLEX WIREFREE™ 2 CHANNEL (KIT) | 1811068 | 1811069 | 1811067 |
| DECOFLEX WIREFREE™ 3 CHANNEL (KIT) | 1811071 | 1811072 | 1811070 |
| DECOFLEX WIREFREE™ 4 CHANNEL (KIT) | 1811074 | 1811075 | 1811073 |
| DECOFLEX WIREFREE™ 5 CHANNEL | 1810813 | 1810814 | 1810830 |

DecoFlex WireFree™ Accessories

| NAME | ITEM NUMBER | NAME | ITEM NUMBER |
|---|-------------|--|-------------|
| Decoflex WireFree™ Table Top Accessory (Silver) | 1810972 | DecoFlex WireFree™ Table Top Accessory (White) | 1811185 |
| Decoflex WireFree™ Table Top Accessory (Black) | 1811051 | | |

Wireless Radio Technology Somfy® (RTS) Controls

DecoFlex WireFree™ Switch Plates


| NAME | ITEM NUMBER | NAME | ITEM NUMBER |
|--|-------------|--|-------------|
| DecoFlex Switch Plate 4 Channel, White | 9018977 | DecoFlex Switch Plate 2 Channel, Ivory | 9018982 |
| DecoFlex Switch Plate 3 Channel, White | 9018978 | DecoFlex Switch Plate 4 Channel, Black | 9018983 |
| DecoFlex Switch Plate 2 Channel, White | 9018979 | DecoFlex Switch Plate 3 Channel, Black | 9018984 |
| DecoFlex Switch Plate 4 Channel, Ivory | 9018980 | DecoFlex Switch Plate 2 Channel, Black | 9018985 |
| DecoFlex Switch Plate 3 Channel, Ivory | 9018981 | | |

DecoFlex WireFree™ Engraved Buttons



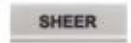









| NAME | ITEM NUMBER | NAME | ITEM NUMBER |
|--|-------------|--|-------------|
| DecoFlex Command Button Left "CLOSE," White | 9016568 | DecoFlex Command Button Left "DOWN ARROW," Ivory | 9018932 |
| DecoFlex Command Button Left "CLOSE," Ivory | 9016569 | DecoFlex Command Button Left "DOWN ARROW," Black | 9018933 |
| DecoFlex Command Button Left "CLOSE," Black | 9016570 | DecoFlex Command Button Right "UP ARROW," White | 9018935 |
| DecoFlex Command Button Right "OPEN," White | 9016571 | DecoFlex Command Button Right "UP ARROW," Ivory | 9018936 |
| DecoFlex Command Button Right "OPEN," Ivory | 9016572 | DecoFlex Command Button Right "UP ARROW," Black | 9018937 |
| DecoFlex Command Button Right "OPEN," Black | 9016573 | DecoFlex Command Button Large "STOP," White | 9018939 |
| DecoFlex Command Button Left "DOWN ARROW," White | 9018931 | DecoFlex Command Button Large "STOP," Ivory | 9018940 |

Wireless Radio Technology Somfy® (RTS) Controls

DecoFlex WireFree™ Engraved Buttons

| NAME | ITEM NUMBER | |
|---|-------------|---|
| DecoFlex Command Button Large "STOP," Black | 9018941 |  |

DecoFlex WireFree™ Printed Buttons

| NAME | ITEM NUMBER | | NAME | ITEM NUMBER | |
|--|-------------|---|--|-------------|---|
| DecoFlex Button, Large, White, "KITCHEN" | 9016400 |  | DecoFlex Button, Large, Ivory, "ALL" | 9016467 |  |
| DecoFlex Button, Large, White, "DINING RM" | 9016415 |  | DecoFlex Button, Large, White, "SHEER" | 9016502 |  |
| DecoFlex Button, Large, White, "LIVING RM" | 9016421 |  | DecoFlex Button, Large, White, "SHADE 1" | 9016520 |  |
| DecoFlex Button, Large, White, "SHADES" | 9016445 |  | DecoFlex Button, Large, White, "SHADE 2" | 9016523 |  |
| DecoFlex Button, Large, White, "DRAPERY" | 9016448 |  | DecoFlex Button, Large, White, "SHADE 3" | 9016526 |  |
| DecoFlex Button, Large, White, "BLACKOUT" | 9016457 |  | DecoFlex Button, Large, White, "SHADE 4" | 9016529 |  |
| DecoFlex Button, Large, White, "ALL" | 9016466 |  | | | |

DecoFlex WireFree™ Blank Buttons

| NAME | ITEM NUMBER | | NAME | ITEM NUMBER | |
|---|-------------|---|---|-------------|---|
| DecoFlex Custom Engraved Large Channel Button (White) | 9018259 |  | DecoFlex Custom Engraved Large Channel Button (Black) | 9018261 |  |
| DecoFlex Custom Engraved Large Channel Button (Ivory) | 9018260 |  | DecoFlex Custom Small Left Command Button (White) | 9018263 |  |

Wireless Radio Technology Somfy® (RTS) Controls

DecoFlex WireFree™ Blank Buttons

| NAME | ITEM NUMBER | | NAME | ITEM NUMBER | |
|--|-------------|---|--|-------------|---|
| DecoFlex Custom Small Left Command Button (Ivory) | 9018264 |  | DecoFlex Custom Small Right Command Button (Ivory) | 9018268 |  |
| DecoFlex Custom Small Left Command Button (Black) | 9018265 |  | DecoFlex Custom Small Right Command Button (Black) | 9018269 |  |
| DecoFlex Custom Small Right Command Button (White) | 9018267 |  | | | |

Smooove® WireFree Wall Switches



The Smooove® RTS surface-mounted wall switch avoids cutting into drywall. This single channel, battery-operated solution is easy to install and doesn't require an electrician. Compatible with seven decorative color frames (sold separately), users can easily complement any décor.

1-4 Channel Versions

- Each channel can control an individual motorized product or a group of motorized products for practical and flexible control options.

Easy to Install







- Surface-mounted wall switch installs in minutes without an electrician and without cutting into the drywall.

Fits Every Style

- Offers an intuitive, modern design to fit any home.
- Available in seven compatible frames in decorative colors, sold separately.



Main functions

-  Easy-to-use
-  MY function
-  Time-saving
-  Customizable
-  Easy integration
-  Scalable

| NAME | TECHNOLOGY | ITEM NUMBER |
|-------------------|-------------|-------------|
| SMOOVE 1 RTS PURE | RTS 433 MHZ | 1811533 |
| SMOOVE 4 RTS PURE | RTS 433 MHZ | 1811748 |

Wireless Radio Technology Somfy® (RTS) Controls Smooove® Frames

| NAME | ITEM NUMBER | NAME | ITEM NUMBER |
|-----------------------------|-------------|-----------------------------|-------------|
| Smooove Frame, Pure | 9015022 | Smooove Frame, Light Bamboo | 9015027 |
| Smooove Frame, Black | 9015023 | Smooove Frame, Cherry | 9015236 |
| Smooove Frame, Silver Matte | 9015025 | Smooove Frame, Walnut | 9015237 |
| Smooove Frame, Amber Bamboo | 9015026 | Smooove Double Frame, Pure | 9015238 |

Smooove® Frame Engraving Service Fee

| NAME | ITEM NUMBER | NAME | ITEM NUMBER |
|---|-------------|---|-------------|
| Smooove® Single Frame Engraving Service Fee | 9027376 | Smooove® Dual Frame Engraving Service Fee | 9027377 |

Radio Technology Somfy® (RTS) Repeater

| NAME | ITEM NUMBER |
|--------------|-------------|
| RTS Repeater | 1810791 |

Radio Technology Somfy® (RTS) Receivers

| NAME | ITEM NUMBER | NAME | ITEM NUMBER |
|---|-------------|--------------------------------|-------------|
| Universal RTS Receiver (For 110V AC Motors) | 1810627 | External Mount RTS 25 Receiver | 1870137 |
| Outdoor RTS Lighting Receiver (500 W) | 1810875 | | |

Wireless Radio Technology Somfy® (RTS) Controls Integration Controls



The URTSI II allows third-party automation systems to control Radio Technology Somfy® (RTS) motorized solutions. This 16 channel interface converts RS232 and RS485 protocols into RTS commands to control Somfy-powered solutions.

Integration Features

- Communicates with RS232, RS485, and IR.
- 16 channels of RTS control per URTSI.
- Control up to 16 URTSIs together for up to 256 channels.

Compatibility

- Compatible with all RTS motors and receivers.



Main functions

- Time-saving
- Outdoor rated
- Customizable
- Easy integration
- Scalable
- Easy-to-use

| NAME | TECHNOLOGY | ITEM NUMBER |
|--|-------------|-------------|
| UNIVERSAL RTS INTERFACE II (URTSI II-16 CHANNEL) | RTS 433 MHZ | 1810872 |

| NAME | ITEM NUMBER | NAME | ITEM NUMBER |
|--|-------------|--|-------------|
| RTS Dry Contact Interface (Single Channel) | 1810493 | DB9 to RJ45 Adaptor for RS232 (For Use with URTSI) | 9015028 |
| Z-Wave to RTS Plug-in Wall Module (ZRTSI – 16 Channel) | 1811265 | IR Sensor (Miniature) with 3 ft. Cable with Connector for URTSI II | 9015078 |

Mounting Hardware

| NAME | ITEM NUMBER | NAME | ITEM NUMBER |
|---------------------------------------|-------------|-------------------------------------|-------------|
| Telis Mounting Knobs (Pkg 10) (White) | 9013705 | Situo II Variation Mounting Bracket | 9028049 |
| Situo II RTS Mounting Bracket | 9028048 | | |

Wireless Radio Technology Somfy® (RTS) Controls

Miscellaneous RTS

| NAME | ITEM NUMBER |
|--|-------------|
| Headrail Mount RTS 25 Receiver (Modulis Tilt Compatible) | 1870142 |



LED Lighting

The Dimmable LED RTS Light Kit is an accessory used to add exterior lighting to motorized awnings featuring Radio Technology Somfy®.

Easy Installation

- Plug and play kit installs quickly and easily without the need for an electrician and is ideal for existing or new installations.
- Available as a turn key kit, including a receiver and 4 LED light bars, or customizable to suit any lighting needs.
- LED bars available in warm or cool white can be mounted on top of the awning arms for ambient muted light, or facing down for stronger light, depending on preference.

Compatibility

- Compatible with full range of RTS motors, controls, and accessories.
- Ideal for new or existing installations.

Kit Includes:

- 1 x Dimming LED RTS receiver.
- 1 x 5 ft. interconnect cable.
- 1 x 25 ft. interconnect cable.
- 4 x LED bar 12V DC with adhesive tape in warm white or cool white.

Main functions

Easy-to-use

Time-saving

Dimming

Remote on off control for lighting & more

Outdoor rated

Easy integration

Scalable

Customizable

| NAME | INPUT VOLTAGE | TECHNOLOGY | ITEM NUMBER |
|---|---------------|-------------|-------------|
| LED 12V LIGHT CONTROL AWNING KIT WARM WHITE (X4 STRIPS) | 120V AC 60HZ | RTS 433 MHZ | 1811491 |
| LED 12V LIGHT CONTROL AWNING KIT COOL WHITE (X4 STRIPS) | 120V AC 60HZ | RTS 433 MHZ | 1811506 |

| NAME | ITEM NUMBER | NAME | ITEM NUMBER |
|---|-------------|---|-------------|
| Dimming LED RTS 12V Receiver | 1870607 | Low Voltage LED Extension Cable 0.5 ft. | 9019955 |
| 2 Pole White Plug with Screws for 12V DC LEDs | 9019954 | Low Voltage LED Extension Cable 5 ft. | 9019956 |



Wireless Radio Technology Somfy® (RTS) Controls

LED Lighting

| NAME | ITEM NUMBER | NAME | ITEM NUMBER |
|--|-------------|---|-------------|
| LED Light Bar 12V DC Warm White | 9019958 | Low Voltage LED Strips Interconnect 5 ft. | 9019977 |
| LED Light Bar 12V DC Cool White | 9019959 | LED Light Splitter (1 Female To 2 Male Connector) | 9020276 |
| Low Voltage LED Extension Cable 25 ft. | 9019976 | | |

Pergola Controls

Radio Technology Somfy® (RTS) Receivers



Receivers add RTS control to two pergola tilt motors to seamlessly integrate with RTS transmitters, sensors, home automation interfaces, and smart phone apps.

Highlights

- Supports 12V or 24V DC.
- Built-in and remote antenna options ensure reliable radio reception.
- Compatible with RTS controls, sensors (Eolis 24V, Ondeis® 24V, Ondeis® WireFree, Sunis Outdoor WireFree™ RTS), and accessories (LED light kit).
- Select open or close in high winds with adjustable 12 to 60mph wind trigger from wind sensor built-in temperature sensor
- Rain sensor available in wired and solar-powered wirefree versions
- Wirefree sun sensor
- Supports motors with and without encoders.
- Full and semi-automatic limit setting (allows installer to set one limit to control stroke length).
- Consistent, simple, reliable RTS programming.
- Includes overload and over current protection.
- Obstacle detection protects objects & investments
- Users can set a favorite intermediate "my" position.



Main functions

Outdoor rated

Easy-to-use

MY function

| NAME | INPUT VOLTAGE | TECHNOLOGY | ITEM NUMBER |
|--|---------------|-------------|-------------|
| PERGOLA 12V/24V 2-MOTOR RTS RECEIVER & ANTENNA KIT | 24V DC | RTS 433 MHZ | 1870488 |
| PERGOLA 12V/24V 2-MOTOR RTS RECEIVER | 24V DC | RTS 433 MHZ | 1870871 |
| LED RTS 24V DC RECEIVER | 24V DC | RTS 433 MHZ | 1870872 |

Wireless Infrared Controls

IR Transmitters

| NAME | ITEM NUMBER | NAME | ITEM NUMBER |
|---------------------------------|-------------|---------------------------------|-------------|
| 1-99 Channel IR Transmitter | 1810498 | IR 1 (1 Channel) IR Transmitter | 1870133 |
| IR 8 (8 Channel) IR Transmitter | 1870132 | | |

Drapery Integration

Zigbee®

The Zigbee® Module allows communication between Somfy motors and Zigbee controls. It's never been easier to integrate draperies in third-party automation systems.

Integration Features

- Receives Zigbee® transmissions and converts them to motor control commands.
- Join a network with one button press.
- Connects directly to the motor for power.
- One interface per motor.

Connectivity

- RJ12 Modular cable for communication.
- Setup button easily identifies the module in the Zigbee network.


Compatibility

- Compatible with Irismo™ DCT motors.

Main functions

- Easy integration
- Mesh network
- Easy-to-use
- Time-saving
- Open protocol
- Customizable
- Outdoor rated

| NAME | INPUT VOLTAGE | TECHNOLOGY | ITEM NUMBER |
|---|---------------|------------|-------------|
| ZIGBEE MODULE FOR DRAPERY MOTORS (IRISMO DCT TO ZIGBEE UPGRADE) | 24V DC | ZIGBEE | 1870221 |
| ZIGBEE IRISMO™ 24V MINI DC CONTROL ENCLOSURE KIT | 24V DC | ZIGBEE | 1870281 |



Drapery Integration

Z-Wave®

The Z-Wave Module allows communication between Somfy's drapery motors and Zigbee controls. It receives Z-Wave transmissions and converts them to motor control commands. They've never been easier to integrate in third-party automation systems!

Integration Features

- Receives Z-Wave® transmissions and converts them to motor control commands.
- Join a network with one button press.
- Connects directly to the motor for power.
- One interface per motor.

Connectivity

- RJ12 Modular cable for communication.
- Setup button easily identifies the module in the Z-Wave network.

Compatibility

- Compatible with Glydea® DCT motors.
- Compatible with Irismo™ DCT motors.

Main functions

- Easy integration
- Mesh network
- Easy-to-use
- Time-saving
- Open protocol
- Customizable
- Outdoor rated

| NAME | INPUT VOLTAGE | TECHNOLOGY | ITEM NUMBER |
|---|---------------|------------|-------------|
| Z-WAVE MODULE FOR DRAPERY MOTORS (IRISMO DCT TO Z-WAVE UPGRADE) | 24V DC | Z-WAVE | 1870228 |
| Z-WAVE IRISMO™ 24V MINI DC CONTROL ENCLOSURE KIT | 24V DC | Z-WAVE | 1870280 |



Common Drapery Components

| NAME | ITEM NUMBER | NAME | ITEM NUMBER |
|--|-------------|---|-------------|
| Drapery Track Splitter (for Use with DCT Drapery Motors) | 9015442 | Empty Irismo™ 24V Mini DC Control Enclosure Kit | 9021132 |

Digital Intelligent Building Controls Integration Controls: UAI+

The Somfy Connect™ Universal Automation Interface (UAI) Plus allows for commissioning and integrating Somfy Digital Network™ (SDN) over IP.

User Friendly

- Setup wizard for commissioning (programming).
- Drag and drop grouping.
- Firmware updates over IP.
- Available reports can be printed or emailed.
- Configuration file can be backed up.

Integration features

- Commission and integrate up to 250 motors over IP.
- Embedded programming software.
- No pinouts.
- No converters.

Connectivity

- Compatible with Control4, Crestron, and Savant automation systems.
- Compatible with Somfy Synergy™ API.
- Compatible with SDN 2.0.

Compatibility

- Compatible with Sonesse 30 RS485.
- Compatible with Sonesse 50 ULTRA AC & DC RS485.
- Compatible with Glydea ULTRA.
- Compatible with Irismo 35 with SDN Enclosure Kit.

Main functions

- Mesh network
- Outdoor rated
- Scalable
- Time-saving
- Easy-to-use
- Open protocol
- Easy integration
- Customizable

| NAME | INPUT VOLTAGE | TECHNOLOGY | ITEM NUMBER |
|---|---------------|------------|-------------|
| SOMFY CONNECT UNIVERSAL AUTOMATION INTERFACE (UAI) PLUS | 24V DC | RS485 | 1870272 |



Digital Intelligent Building Controls Integration Controls: 0-10V Interfaces

The SDN 0-10V Interface is a device which accepts the lighting industry standard 0-10V analog dimming signal and converts it to an SDN or animeo® IP command to drive a single or a group of motors. The control is housed in a junction-box-mountable, plenum-rated enclosure and powered by line voltage. There is a single RJ45 jack on the device which provides the connection to the SDN bus via a standard CAT-5 cable.

Occupant Experience

- Simplified user interaction for controlling natural and artificial lighting.
- Coordinated control with lighting controls via schedules and scenes.

Building Performance

- Enables large scale deployments with integration to BMS and security systems.
- Flexibility to add animeo IP for advanced scheduling and sun tracking capability.

Ease of Installation

- Powered by line voltage to eliminate the need for local power drops for outlets.
- Plenum-rated enclosure that can be installed in J-box along with a lighting control device.
- Onboard DIP switches streamline system configurations and speed up deployment.

Main functions

- Easy integration
- Time-saving
- Easy-to-use
- Customizable

| NAME | INPUT VOLTAGE | TECHNOLOGY | ITEM NUMBER |
|------------------------|---------------|------------|-------------|
| SDN 0-10V INTERFACE V2 | 120V AC 60HZ | RS485 | 1870857 |



Digital Intelligent Building Controls Integration Controls

Somfy Connect BMS Interface for Somfy Digital Network™ (SDN) provides communication between Building Management Systems and Somfy motorized shading systems, either stand-alone SDN or SDN with an animeo IP shade systems.



Integration Features

- Integrates with Modbus, BACnet MS/TP, and BACnet IP.

System Control Features

• animeo IP

- Control individual or motor groups, sensors, and virtual keypads.
- Types of control include position (%), up/stop/and down commands, priority control, and sensor data.

• Virtual Keypads

- Control individual or motor groups.
- Types of control include position (absolute), up/stop/and down commands, and intermediate positions.

• Stand-alone SDN

- Control individual or motor groups.
- Types of control include position (absolute), up/stop/and down commands, and intermediate positions.

Trouble-Free Setup

- Supports up to 2500 data points.
- Programmable through a user-friendly interface.
- The device is auto-discoverable when set up in animeo IP systems.

Compatibility

- Compatible with Sonesse 30 & 50 AC RS485 motors, legacy ILT2 motors, and animeo IP systems.

Main functions



| NAME | INPUT VOLTAGE | TECHNOLOGY | ITEM NUMBER |
|-----------------------------|---------------|------------|-------------|
| SOMFY CONNECT BMS INTERFACE | 24V DC | RS485 | 1870249 |

| NAME | ITEM NUMBER | NAME | ITEM NUMBER |
|--|-------------|--|-------------|
| RS232 to RS485 Converter for SDN | 1810496 | Control4 to Digital Motor Interface | 1870533 |
| Z-Wave to Digital Motor Interface (ZDMI) | 1870171 | DB9 to RJ45 Adaptor for RS485 (For Use with URTSI, UAI+ and SDN) | 9015029 |
| Somfy Connect LTI | 1870210 | Sonesse® 50 Adaptor Cable for ZBDMI | 9019996 |

Digital Intelligent Building Controls Integration Controls

| NAME | ITEM NUMBER |
|--------------------------|-------------|
| ZBDMI Data & Power Cable | 9027112 |



Digital Intelligent Building Controls

Power over Ethernet (PoE) Gateway



The SDN Power over Ethernet (PoE) Gateway is a low-voltage power distribution and network-connected module that utilizes PoE technology to power and control Somfy 24V RS485 shade and drapery motors.

Highlights

- Delivers up to 51W of power and ethernet-based connectivity.
- Supports both Somfy Synergy™ API and CoAP Digital Building API compatible with Molex Transcend Network Connected System.
- Powered and connected via standard Cat 5e/6 UTP cable and controls Somfy Digital Network™ (SDN) devices.
- Control up to 4 Low-voltage RS485 motors from an SDN PoE Gateway.
- When operating motors in a group, motors will cascade individually.
- Aligned operation available with Sonesse® 30 RS485 DC (maximum 2 motors).
- Total wiring between SDN PoE Gateway and all motors should not exceed 240 ft. when using SDN Low-Voltage Motor Cable.
- Gateway connects to SDN Low-Voltage Motor Cable using a 4 pin to Weidmueller adaptor cable (included with the Somfy PoE Gateway Kit 1870445).

Integration Features

- Compatible with Molex Transcend Control System, distributes power and data to shade and drapery motors.
- IEEE 802.3bt and Cisco UPoE Compliant Device.
- Ability to program up to 16 intermediate positions per motor.
- Offers a control for groups of motors with stop and align command.
- Compatible with Somfy Synergy™ API.

Connectivity

- Capable of powering a single or multiple motors.
- Easy to connect/disconnect RJ45 and 4 pin ports with adaptor cable included.
- Supports both ANSI/TIA/EIA 568 A & B Standards.
- Safe operation and industry-standard compliance (UL 2108/ UL 1310).
- Not allowed to be on the same subnet as Molex Gateways.

Motor Compatibility (24V DC RS485 only)

- Compatible with Sonesse 30 RS485 DC, Sonesse 50 Ultra DC RS485, and Irismo 35 DC RS485.

Main functions

- Customizable
- Scalable
- Open protocol
- Time-saving
- Easy-to-use
- Outdoor rated



| NAME | INPUT VOLTAGE | TECHNOLOGY | ITEM NUMBER |
|---|---------------|------------|-------------|
| SDN POWER OVER ETHERNET (POE) GATEWAY | 48V DC | POE | 1860326 |
| SDN POWER OVER ETHERNET (POE) KIT (GATEWAY AND 9025010 ADAPTOR) | 48V DC | POE | 1870445 |

Digital Intelligent Building Controls

Power over Ethernet (PoE) Gateway

| NAME | ITEM NUMBER | NAME | ITEM NUMBER |
|---|-------------|--|-------------|
| Motor Daisy-Chain Adaptor for SDN Power over Ethernet (PoE) Gateway | 9020451 | Power over Ethernet (PoE) Gateway to Motor/animeo® Keypad Adaptor (Plenum-Rated) | 9025011 |
| Power over Ethernet (PoE) Gateway to Motor Adaptor | 9025010 | Drapery Adaptor for Power over Ethernet (PoE) Gateway | 9025012 |

Digital Intelligent Building Controls

Power over Ethernet (PoE) Room Controllers

The PoE Touch Panel Room Controllers are touch screen interfaces that send commands, receive position status, and allow the grouping of SDN motors connected to POE Gateways. These products utilize native PoE technology to power and control the Somfy 24V RS485 motors.

Operation Features

- Control up to 20 Gateways, individually or as groups, for ideal room control.
- Provides dedicated control for the Power Over Ethernet (PoE) network for motorized shading and drapery.
- Offers group control of multiple gateways with common up, stop, down, and percentage commands.
- Ability to program up to 6 intermediate positions per motor or groups of motors or gateways.
- Includes a Proximity Sensor allowing the product to wake up when motion is detected.

User Experience

- In-wall touch panel offers a robust, hi-res color display dedicated to control SDN (Somfy Digital Network™) motorized shading connected to PoE Gateways.
- Intuitive two-way communication provides position status feedback with network access.
- Offers multiple display settings, including a screen saver upload, to customize the user experience.

Connectivity

- Connected via standard Cat 5e/6 UTP cable with a max. distance of 328 ft. between PoE Touch Panel Room Controller and network switch for reliability.
- Easy to connect/disconnect RJ45 port supporting both ANSI/TIA/EIA 568 A & B Standards.
- Includes Micro USB port for additional functionality including file transfers to and from the device.
- Safe operation and industry-standard compliance (UL Certified, CE, RoHS/WEEE & FCC Class B).

Product Compatibility

- Installs in standard single-gang wall boxes US, UK, European/International IEC/EN60670.
- IEEE 802.3af Compliant Device allowing for use with industry standard IEEE 802.3af PoE Network Switches.
- Requires Somfy Power over Ethernet Gateways for use.

Main functions

Customizable
 Scalable
 Open protocol
 Time-saving
 Mesh network
 Easy-to-use

| NAME | INPUT VOLTAGE | TECHNOLOGY | ITEM NUMBER |
|---------------------------------------|---------------|------------|-------------|
| POE TOUCH PANEL ROOM CONTROLLER BLACK | 48V DC | POE | 1870731 |
| POE TOUCH PANEL ROOM CONTROLLER WHITE | 48V DC | POE | 1870811 |



Digital Intelligent Building Controls

Somfy Digital Network™ (SDN) Bus Components

SDN Bus Components add 10 isolated motor ports and two isolated device ports to an SDN bus segment. The isolated motor ports support up to 240 ft. of power and data wiring to individual low-voltage intelligent motors.

Efficient Power and Data Distribution

- Isolated motor ports support up to 240 feet of power and data wiring to individual low-voltage intelligent motors.
- Used to add 10 isolated motor ports and two isolated device ports to an SDN bus segment.

Improved Design

- System status LEDs monitor Bus power, communication, and end-of-line notification.
- Supplies power to Device Ports from internal power supplies.
- Miswire protection.
- Automatic segment termination.
- Replaces all previous motor power panels for SDN motors.

Simplified Installation

- The in-wall or on-wall mountable enclosure offers separated line- and low-voltage areas for ease of installation.
- Front cover includes keyed lock handles.

Perfect for Multiple Applications

- Could be used in small SDN systems with two control devices and 10 individual motors as a stand alone solution.
- cULus Listed.



Main functions

Customizable
 Scalable
 Open protocol
 Time-saving
 Mesh network
 Easy-to-use
 Outdoor rated

| NAME | INPUT VOLTAGE | TECHNOLOGY | ITEM NUMBER |
|---------------------|--------------------|------------|-------------|
| POWER PANEL FOR SDN | 90-240V AC 50-60HZ | RS485 | 1870259 |
| DATA PANEL | 90-240V AC 50-60HZ | RS485 | 1870260 |

| NAME | ITEM NUMBER | NAME | ITEM NUMBER |
|-------------------------------------|-------------|------------------------------|-------------|
| Bus and Sensor Station Power Supply | 1822440 | SDN Room Controller Hub | 1870278 |
| SDN Data Hub | 1870262 | USB to RS485 Adaptor for SDN | 9015260 |
| SDN Mini Data Hub | 1870277 | | |

Digital Intelligent Building Controls Somfy Digital Network™ (SDN) Drapery Modules

| NAME | ITEM NUMBER | NAME | ITEM NUMBER |
|---|-------------|--|-------------|
| RS485 Module for Irismo™ Motors (Irismo DCT to RS485 Upgrade) | 1811129 | SDN Irismo™ 24V Mini DC Control Enclosure Kit (with Drapery Cable) | 1870282 |
| RS485 (2-Way) Module for Glydea® ULTRA Motors | 1870275 | | |

Somfy Digital Network™ (SDN) Push-Button Switches

The Somfy Digital Keypad for Somfy Digital Network (SDN) is an intelligent control device providing a hard-wired in-wall user interface for stand-alone SDN shading systems. Each keypad communicates directly with intelligent motors in the system without the need for a centralized system controller, distributing intelligence across the network and ensuring reliable operation.

Features

- Directly control intelligent motors either individually, by group, façade, or an entire building.
- Each button can be programmed with different commands for Press, Release, and Hold.
- Set intermediate position at current shade position via button press.
- Keypad configurations can be exported and backed up.
- Dry contact inputs.
- Custom engraved buttons available.
- Standard Decora size.
- Includes wall plate and dry contact terminal blocks.

Main functions

Easy-to-use
 Time-saving
 Customizable
 Easy integration
 Scalable
 Outdoor rated



| NAME | INPUT VOLTAGE | TECHNOLOGY | ITEM NUMBER |
|---|---------------|------------|-------------|
| SDN DECOFLEX DIGITAL KEYPAD 6-BUTTON WHITE | 24V DC | RS485 | 1811252 |
| SDN DECOFLEX DIGITAL KEYPAD 8-BUTTON WHITE | 24V DC | RS485 | 1811253 |
| SDN DECOFLEX DIGITAL KEYPAD 6-BUTTON BLACK | 24V DC | RS485 | 1811311 |
| SDN DECOFLEX DIGITAL KEYPAD 8-BUTTON BLACK | 24V DC | RS485 | 1811312 |
| SDN DECOFLEX DIGITAL KEYPAD 6-BUTTON IVORY | 24V DC | RS485 | 1811334 |
| SDN DECOFLEX DIGITAL KEYPAD 8-BUTTON IVORY | 24V DC | RS485 | 1811335 |
| SDN DECOFLEX DIGITAL KEYPAD WITH GROUP CONTROL 6-BUTTON WHITE | 24V DC | RS485 | 1811749 |
| SDN DECOFLEX DIGITAL KEYPAD WITH GROUP CONTROL 8-BUTTON WHITE | 24V DC | RS485 | 1811750 |

Digital Intelligent Building Controls Somfy Digital Network™ (SDN) Receiver

| NAME | ITEM NUMBER |
|----------------------|-------------|
| RTS Receiver for SDN | 1822294 |

animeo® IP Building Controllers

The animeo IP Building Controller features a sophisticated graphical user interface and built-in software applications for managing scheduled events, sun tracking, and virtual web-based keypads. An animeo IP Building Controller is required for every animeo IP installation. For larger animeo IP systems (over 200 nodes), animeo IP Sub Controllers must be used.

Installation Advantages

- For larger installations, the IP Building Controller's capacity can be expanded with the addition of an animeo IP Sub Controller (Ref. 1860201).
- RJ45 and spring clamp connectors for false prove connections.
- Suitable for wall-mounting and DIN-rail installation.

Functional Advantages

- Features an intuitive graphical user interface to simplify programming, commissioning, operation, and system status.
- Automatic discovery of blinds, sensors, and local control points.
- No zone limitation, a window can be a single zone.
- Allows configuration and binding of customized web remotes.

Main functions

Customizable
 Scalable
 Open protocol
 Time-saving
 Mesh network
 Easy-to-use
 Outdoor rated



| NAME | INPUT VOLTAGE | TECHNOLOGY | ITEM NUMBER |
|--------------------------------|--------------------|------------|-------------|
| ANIMEO® IP BUILDING CONTROLLER | 90-240V AC 50-60HZ | RS485 | 1822314 |
| ANIMEO® IP SUB-CONTROLLER | 90-240V AC 50-60HZ | RS485 | 1860201 |

Digital Intelligent Building Controls

animeo® IP Push-Button Switches

The DecoFlex Digital Keypad for animeo® IP is an intelligent control device that provides a hard-wired, in-wall user interface for a single zone within the animeo IP total solar management system.

Practical Intelligence

- Each keypad communicates directly with intelligent motors in the system without the need for a centralized system controller, distributing intelligence across the network, and ensuring reliable operation.
- Provides the user a familiar way to adjust the environment for personal comfort without affecting the overall efficiency of the building.
- Uses a priority-based command structure that allows multiple keypads to have different levels of authority.
- Can be programmed to prioritize life safety and facility manager control over local user control.

Installation Advantages

- Single or multi-gang compatible.
- Standard Decora® size.
- Powered by Somfy Digital Network Bus.

Functional Advantages

- Configurable button functionality presets.
- Auto-discoverable address and location.
- Interchangeable buttons to match selected preset.

Main functions

- Easy-to-use
- Time-saving
- Customizable
- Easy integration
- Scalable
- Outdoor rated

| NAME | INPUT VOLTAGE | TECHNOLOGY | ITEM NUMBER |
|---|---------------|------------|-------------|
| ANIMEO® IP DECOFLEX DIGITAL KEYPAD 6-BUTTON WHITE | 24V DC | RS485 | 1811288 |
| ANIMEO® IP DECOFLEX DIGITAL KEYPAD 8-BUTTON WHITE | 24V DC | RS485 | 1811289 |
| ANIMEO® IP DECOFLEX DIGITAL KEYPAD 6-BUTTON BLACK | 24V DC | RS485 | 1811328 |
| ANIMEO® IP DECOFLEX DIGITAL KEYPAD 8-BUTTON BLACK | 24V DC | RS485 | 1811329 |
| ANIMEO® IP DECOFLEX DIGITAL KEYPAD 6-BUTTON IVORY | 24V DC | RS485 | 1811332 |
| ANIMEO® IP DECOFLEX DIGITAL KEYPAD 8-BUTTON IVORY | 24V DC | RS485 | 1811333 |

animeo® IP Receiver

| NAME | ITEM NUMBER |
|-----------------------------|-------------|
| RTS Receiver for animeo® IP | 1822447 |



Digital Intelligent Building Controls

animeo® IB+ Building Controllers

The TouchBuco is a central unit designed for solar shading and window automation.

Flexibility

- Designed for solar shading and window automation to control up to four or up to eight individual façade orientations of a building.
- Applicable to multiple building segments such as public, commercial, healthcare, and education, for any interior or exterior application.
- Configuration, monitoring, and maintenance are realized through a menu-guided, intuitive 7-inch user touch screen to optimize building performance.
- Compatible with all animeo IB+ Motor Controllers and the new 2 wire IB+ bus technology.

Installation Advantages

- Practical and innovative clip-on mechanism for integration into any type of wall environment.
- Suitable for flush-mounting and surface-mounting.
- Plug connectors for failure-proof connections.
- Direct connection of sensors/weather station for receiving weather data.
- Standard RJ45 connectors for IP network and remote access.

Functional Advantages

- Takes weather conditions and occupant behavior into account to optimize management of solar shadings for comfort and energy saving.
- Simple assignment of shades to a façade orientation, adaption at any time without changing the wiring.
- Several 4 Zone or 8 Zone TouchBuco can be connected to one weather station.
- Offers a wide range of functions and parameters designed for different types of applications (Venetian blinds, screens, roller shutters, windows), building types, and user needs.
- Instead of one fixed position, several different positions can be actuated per day for each façade to account for sun position.
- Supports a power supply input range of 100-230V AC / 50/60 Hz.

Main functions

- Customizable
- Scalable
- Open protocol
- Time-saving
- Mesh network
- Easy-to-use

| NAME | INPUT VOLTAGE | TECHNOLOGY | ITEM NUMBER |
|---|--------------------|------------|-------------|
| ANIMEO® IB+ TOUCH BUILDING CONTROLLER 4 ZONE | 90-240V AC 50-60HZ | IB+ BUS | 1860254 |
| ANIMEO® IB+ TOUCH BUILDING CONTROLLER 8 ZONE | 90-240V AC 50-60HZ | IB+ BUS | 1860255 |
| ANIMEO® IB+ TOUCH BUILDING CONTROLLER 4 ZONE BACNET | 90-240V AC 50-60HZ | IB+ BUS | 1860308 |
| ANIMEO® IB+ TOUCH BUILDING CONTROLLER 8 ZONE BACNET | 90-240V AC 50-60HZ | IB+ BUS | 1860309 |



Digital Intelligent Building Controls

animeo® IB+ Motor Controllers

| NAME | ITEM NUMBER | NAME | ITEM NUMBER |
|----------------------|-------------|---------------------------|-------------|
| 4AC Motor Controller | 1860080 | 4DC-2.5A Motor Controller | 1870451 |

animeo® IB+ Push-button Switches

Animeo Decora Single Switch Keypads offer control of motors connected to the animeo® IB+ Motor Controllers.

Installation Friendly

- 6 pin modular connector takes advantage of a modular cable format to connect it to a motor controller.
- Installs in a standard single gang electrical box.

Flexible Control

- Use for individual or group control depending on user needs.
- Features UP, STOP, and DOWN buttons.

Color Variety

- Both single and double switch stations come in white and ivory colors.
- Soft contours and neutral color options complement any decor.



Main functions

- Easy-to-use
- Time-saving
- Customizable
- Easy integration
- Scalable
- Outdoor rated

| NAME | INPUT VOLTAGE | TECHNOLOGY | ITEM NUMBER |
|--------------------------------------|---------------|------------|-------------|
| ANIMEO® DECORA SINGLE SWITCH (IVORY) | 120V AC 60HZ | WIRED | 1800064 |
| ANIMEO® DECORA DUAL SWITCH (WHITE) | 120V AC 60HZ | WIRED | 1800074 |
| ANIMEO® DECORA DUAL SWITCH (IVORY) | 120V AC 60HZ | WIRED | 1800075 |
| ANIMEO® DECORA SINGLE SWITCH (WHITE) | 120V AC 60HZ | WIRED | 1800432 |

| NAME | ITEM NUMBER |
|---------------------|-------------|
| Smoove 1 Origin IB+ | 1811272 |

Digital Intelligent Building Controls

animeo® IB+ Sensor Bus Component

| NAME | ITEM NUMBER |
|------------------|-------------|
| RS485 Sensor Hub | 9018147 |

animeo® IB+ Receiver

| NAME | ITEM NUMBER |
|---------------------------------|-------------|
| Radio RTS Card (Plug-in Module) | 1860105 |

Mounting Hardware

| NAME | ITEM NUMBER |
|--|-------------|
| animeo® IB+ Touch Building Controller Flush Mounting Box | 9019837 |

| NAME | ITEM NUMBER |
|--|-------------|
| animeo® IB+ Touch Building Controller Surface Mounting Box | 9019838 |

Power Supplies

| NAME | ITEM NUMBER |
|------------------------------|-------------|
| Power Supply DRM 24V DC 1.5A | 9017611 |

Power Protection

| NAME | ITEM NUMBER |
|---------------------------------------|-------------|
| Electronic Lightning Protection RS485 | 9025706 |

| NAME | ITEM NUMBER |
|--|-------------|
| Electronic Lightning Protection Power Supply | 9025707 |

Wired AC Controls & Switches

Push-Button Switches

| NAME | ITEM NUMBER |
|---|-------------|
| Single Push-Button Switch Station (White) | 1810571 |

| NAME | ITEM NUMBER |
|-----------------------------|-------------|
| Decoflex Dry Contact Keypad | 1811402 |

| | |
|---|---------|
| Single Push-Button Switch Station (Ivory) | 1810583 |
|---|---------|

Wired AC Controls & Switches

Paddle Switches

| NAME | ITEM NUMBER | NAME | ITEM NUMBER |
|---|-------------|---|-------------|
| Maintained Decorator/Designer Switch Single Pole (Ivory) | 1800373 | Maintained Double Pole, Decorator/Designer Switch (Ivory) | 1800376 |
| Maintained Decorator/Designer Switch Single Pole (White) | 1800374 | Momentary Decorator/Designer Switch, Single Pole (Ivory) | 1800377 |
| Maintained Double Pole, Decorator/Designer Switch (White) | 1800375 | Momentary Decorator/Designer Paddle Switch (White) | 1800378 |

Toggle Switches

| NAME | ITEM NUMBER | NAME | ITEM NUMBER |
|---|-------------|--|-------------|
| Maintained Toggle Switch, Single Pole (Ivory) | 1800380 | Momentary Toggle Switch, Single Pole (Ivory) | 1800382 |
| Maintained Toggle Switch, Single Pole (White) | 1800381 | Momentary Toggle Switch, Single Pole (White) | 1800383 |

Rocker Switches

| NAME | ITEM NUMBER | NAME | ITEM NUMBER |
|--|-------------|--|-------------|
| Maintained Rocker Switch Kit with Standard Plate (Ivory) | 1800341 | Momentary Rocker Switch Kit with Standard Plate (White) | 1800345 |
| Maintained Rocker Switch Kit with Standard Plate (White) | 1800342 | 5 Position AC Decorator Rocker Switch with Tilting Control (White) | 1800388 |
| Momentary Rocker Switch Kit with Standard Plate (Ivory) | 1800344 | | |

Key Switches

| NAME | ITEM NUMBER | NAME | ITEM NUMBER |
|--|-------------|---|-------------|
| Heavy Duty Maintained Indoor Key Switch (Ivory Switch Plate) | 1800332 | Heavy Duty Momentary Indoor Key Switch (Ivory Switch Plate) | 1800333 |

Wired AC Controls & Switches

Key Switches

| NAME | ITEM NUMBER | NAME | ITEM NUMBER |
|---|-------------|--|-------------|
| Heavy Duty Momentary Outdoor Key Switch (Surface Mount) | 1800334 | Key Switch Cylinder | 9012040 |
| DP/DT Indoor Momentary Key Switch | 1800348 | Light Duty Momentary Indoor Key Switch (Switch Plate Not Included) | 9012155 |
| DP/DT Maintained Key Switch | 1800349 | Key Blanks for Outdoor Key Switches | 9013169 |
| Heavy Duty Momentary Outdoor Key Switch (Flush Mount) | 1800353 | | |

Key Pads

| NAME | ITEM NUMBER |
|------------------------|-------------|
| Outdoor Digital Keypad | 1810527 |

Wired AC Controls & Switches

Group Motor Controllers

The Individual Group Control (IGC) 4n1 Motor Controller provides individual and group control for up to four Somfy Wired Technology (WT) motors with up to three intermediate positions per motor.

Features Summary

- Control up to four wired motors individually or in groups.
- Provides default intermediate positions: 25%, 50%, 75% openness.
- Users can access 3 preset positions as well as Up, Down, and Stop, and set custom intermediate positions.
- Multiple IGC 4n1 Motor Controllers can be daisy-chained together for simplified synchronized control from a single keypad.



Main functions

- Time-saving
- Easy-to-use
- Easy integration
- Scalable
- Customizable
- Outdoor rated

| NAME | INPUT VOLTAGE | TECHNOLOGY | ITEM NUMBER |
|---|---------------|------------|-------------|
| IGC 4N1 MOTOR CONTROLLER (4 MOTORS) | 120V AC 60HZ | WIRED | 1811416 |
| IGC 4N1 MOTOR CONTROLLER (SHUTTER MODE) | 120V AC 60HZ | WIRED | 1870902 |

| NAME | ITEM NUMBER |
|----------------------------------|-------------|
| Group Control System II (GCS II) | 1810476 |

Synchronized Motor Controllers

| NAME | ITEM NUMBER | NAME | ITEM NUMBER |
|--|-------------|---|-------------|
| Synchronization (Momentary Output GCS Control) | 1822159 | Synchronization (Maintained Output) IGC Control | 1822161 |

Wired AC Controls & Switches

Single Motor Controllers

| NAME | ITEM NUMBER | NAME | ITEM NUMBER |
|---|-------------|-------------------|-------------|
| Single Motor Controller for Outdoor Digital Key Pad | 1810513 | Isolation Control | 1822135 |

Radio Receivers

| NAME | ITEM NUMBER | NAME | ITEM NUMBER |
|--|-------------|----------------------------|-------------|
| Synchronization Control RTS Radio Receiver | 1810481 | IGC 4n1 RTS Radio Receiver | 1811492 |
| GCS II RTS Radio Receiver | 1810854 | | |

Switch Plates

| NAME | ITEM NUMBER | NAME | ITEM NUMBER |
|--|-------------|--|-------------|
| Plastic Toggle Single Gang Switch Plate (Ivory) | 9011962 | Single Gang Paddle/Designer Switch Plate (White) | 9011967 |
| Plastic Toggle Single Gang Switch Plate (White) | 9011963 | Two Gang Designer Switch Plate (Ivory) | 9011968 |
| Single Gang Paddle/Designer Switch Plate (Ivory) | 9011966 | Two Gang Designer Switch Plate (White) | 9011969 |

Wired AC/DC Controls & Switches

Push-Button Switches

| NAME | ITEM NUMBER | NAME | ITEM NUMBER |
|---|-------------|---|-------------|
| Single Push-Button Switch with Screw Terminal (White) | 1800406 | Dual Push-Button Switch Station with Screw Terminal (Ivory) | 1810480 |
| Dual Push-Button Switch Station with Screw Terminal (White) | 1800407 | | |

Wired AC/DC Controls & Switches

Multi-Link

| NAME | ITEM NUMBER | NAME | ITEM NUMBER |
|--|-------------|-------------------------------|-------------|
| Multi-Link Headrail Control - 99 Channel | 1822183 | Multi-Link AC Plug-in Control | 9012781 |
| Multi Link 110V AC Snap Track Interface Control - 99 Channel | 1822184 | | |

IR Controls

| NAME | ITEM NUMBER |
|---|-------------|
| IR Sensor (Miniature) with 3 ft. of Flat Modular Cable w/RJ11 Connector | 9012872 |

Electrical Enclosures

| NAME | ITEM NUMBER |
|---------------------------------|-------------|
| Enclosure for Multi-LinkControl | 9012062 |

Wired DC Controls & Switches

Push-Button Switches

The Decora-style wall switch is compatible with Somfy's DCT motors.

Simple and Seamless

- Dry contacts for simplified open, close, and stop commands.
- Works seamlessly with Somfy DCT motor ranges.
- Decora style to blend with interior design.



Main functions

- Time-saving
- Easy-to-use
- Easy integration
- Customizable

| NAME | INPUT VOLTAGE | TECHNOLOGY | ITEM NUMBER |
|---|---------------|------------|-------------|
| DRY CONTACT OPEN, CLOSE, STOP WALL SWITCH (WHITE) | 12V DC | WIRED | 1800219 |
| DRY CONTACT OPEN, CLOSE, STOP WALL SWITCH (IVORY) | 12V DC | WIRED | 1800220 |

Wired DC Controls & Switches

Paddle Switches

| NAME | ITEM NUMBER |
|---|-------------|
| DC Decorator Paddle Switch Maintained (White) | 9012074 |

Rocker Switches

| NAME | ITEM NUMBER | NAME | ITEM NUMBER |
|-----------------------------------|-------------|-----------------------------------|-------------|
| Standard DC Rocker Switch (White) | 1800371 | Standard DC Rocker Switch (Ivory) | 1800372 |

Sensors



Convenient Comfort Wind, sun and rain sensors maximize product performance.



Touch-free Protection Rain or shine, outdoor sensors activate exterior products automatically.



Energy Savings Beat the heat of intense sunlight automatically.



Commercial Systems Multiple sensors for all weather conditions, used in combination, for total building efficiency.



RTS-compatible Wireless and easy to install for automated control.

Wireless Radio Technology Somfy® (RTS) Controls Outdoor Wind Sensors



The Eolis 3D WireFree™ RTS Wind Sensor is a wireless, battery-powered wind sensor that will automatically retract an awning based on wind generated movements.

Easy Install

- Completely wireless, battery operated.
- Recommended for existing or new awning installations.

Peace of Mind

- Exclusive patented technology to protect awnings against the wind by detecting horizontal, vertical, and lateral movement.

Radio Technology Somfy

- Compatible with all RTS-powered systems, controls, and accessories so users can mix and match options to maximize product performance.



Main functions

- Outdoor rated
- Time-saving
- Easy-to-use
- Easy integration
- Scalable
- Customizable

| NAME | TECHNOLOGY | ITEM NUMBER |
|--|-------------|-------------|
| EOLIS 3D WIREFREE™ RTS WIND SENSOR (WHITE) | RTS 433 MHZ | 1816081 |
| EOLIS 3D WIREFREE™ RTS WIND SENSOR (BLACK) | RTS 433 MHZ | 1816082 |
| EOLIS 3D WIREFREE™ RTS WIND SENSOR (OFF-WHITE) | RTS 433 MHZ | 1816083 |

| NAME | ITEM NUMBER |
|--|-------------|
| Power Supply for Eolis & Soliris RTS Sensor | 1822110 |
| Mounting Tab with Screws Kit for Eolis 3D WireFree™ Sensor | 9014351 |

| NAME | ITEM NUMBER |
|---|-------------|
| Self Drilling Screw Kit for Eolis 3D WireFree™ Sensor (40 Screws) | 9014663 |

Wireless Radio Technology Somfy® (RTS) Controls Outdoor 24V Wind Sensor



The Eolis RTS Wind Sensor automatically controls RTS motorized products based on current wind conditions.

Comfort & Convenience

- Automatically operates awnings or exterior screens when wind is detected.
- Kit includes sensor and power supply.

Peace of Mind

- State-of-the-art sensor automatically offers maximum energy savings and protects the application.



Main functions

- Outdoor rated
- Time-saving
- Easy-to-use
- Easy integration
- Scalable
- Customizable

| NAME | TECHNOLOGY | ITEM NUMBER |
|--|-------------|-------------|
| EOLIS RTS WIND SENSOR 24V DC KIT (INCLUDES SENSOR AND TRANSFORMER) | RTS 433 MHZ | 9012499 |

Wireless Radio Technology Somfy® (RTS) Controls Outdoor 24V Sun & Wind Sensor



The Soliris RTS Sun and Wind Sensor automatically controls RTS motorized products based on current weather conditions.

Comfort & Convenience

- Automatically operates awnings or exterior screens when wind is detected or the sun's intensity increases.

Energy Savings

- Reduce energy consumption up to 40%.

Peace of Mind

- State-of-the-art sensor automatically offers maximum energy savings and protects the application.

Kit Includes:

- Kit includes sensor and power supply.



Main functions

- Outdoor rated
- Time-saving
- Easy-to-use
- Easy integration
- Scalable
- Customizable

| NAME | TECHNOLOGY | ITEM NUMBER |
|--|-------------|-------------|
| SOLIRIS RTS SUN AND WIND SENSOR 24V DC KIT (INCLUDES SENSOR AND TRANSFORMER) | RTS 433 MHZ | 9012500 |

Wireless Radio Technology Somfy® (RTS) Controls Outdoor Rain & Sun Sensor



The Ondeis WireFree RTS Rain & Sun Sensor is a solar-powered combined rain and sun sensor compatible with RTS motorized exterior products, including awnings, rolling shutters, and screens. The Sensor is completely wireless and uses optical rain-sensing technology to measure rainfall, then sends an RTS command when rainfall exceeds the user-selected threshold. The Sensor also utilizes a sun-level sensor that sends an RTS command when sunlight exceeds the user-selected threshold.

Flexible and Easy to Install

- One channel communicates with one RTS motorized product or group of motorized products.
- Two-way mounting bracket allows for multiple mounting options - flexible and simple installation on the wall, pole, or gutter, using provided hardware.
- Demo Mode reduces response time for testing.
- Potentiometer allows users to set threshold levels for rain and sun sensing and easily adjustable preferred settings.
- LED Indicators provide visual feedback of product functions with easy-to-see confirmations.
- Mode Selector sets usage for an awning, exterior screen, or a rolling shutter.

Communication

- Sends a signal to the motor regularly to ensure a maintained connection.
- Operates even if the signal is lost, protecting the motorized application.

Main functions

- Outdoor rated
- Time-saving
- Easy-to-use
- Easy integration
- Scalable
- Customizable



| NAME | TECHNOLOGY | ITEM NUMBER |
|--|-------------|-------------|
| ONDEIS® WIREFREE RTS RAIN & SUN SENSOR | RTS 433 MHZ | 9019617 |

Wireless Radio Technology Somfy® (RTS) Controls Outdoor Sun Sensor



This battery-operated, outdoor sensor automatically adjusts Somfy powered exterior products based on the sun's intensity.

Compatibility

- Compatible with RTS motors & receivers.
- A Situo Soliris is required to activate the sun function.

Effortless Comfort & Protection

- Provides effortless control so users can enjoy awnings, screens, or pergolas even more, automatically making patios more comfortable.
- Optimizes HVAC usage and keeps the home comfortable, allowing energy savings throughout the year.
- Prevents UV damage & protects interior furnishings by managing exterior shading solutions based on the sun's intensity.

Customized Solar Protection

- Choose from eight levels of sun threshold settings for a personalized experience.



Main functions

- Outdoor rated
- Time-saving
- Easy-to-use
- Easy integration
- Scalable
- Customizable

| NAME | TECHNOLOGY | ITEM NUMBER |
|--|-------------|-------------|
| SUNIS OUTDOOR WIREFREE™ RTS SUN SENSOR | RTS 433 MHZ | 9020412 |

Pergola Sensors

Pergola Sensors



The Eolis RTS Wind Sensor automatically retracts an awning based on wind-generated movements.

Comfort & Convenience

- Automatically operates pergolas, exterior screens, or rolling shutters when the wind is detected.

Peace of Mind

- State-of-the-art sensor automatically offers maximum energy savings and protects the application.



Main functions

- Outdoor rated
- Easy-to-use

| NAME | TECHNOLOGY | ITEM NUMBER |
|---|-------------|-------------|
| EOLIS RTS 60 MPH WIND SENSOR 24V DC KIT | RTS 433 MHZ | 1870709 |

Digital Intelligent Building Controls

animeo® Building Automation Sensors



Sensor boxes act as an interface between weather stations and building controllers. Measurement values are evaluated and sent to the building controller. It requires an external 24V AC/DC power supply.

Safe & Convenient

- Only two cables (power and data) lead to the outside.
- Lightning protected for safety.
- Can be fixed to the Sensor Station mast.
- Operates up to 8 sun sensors, 2 wind sensors, 1 wind direction sensor, 1 rain sensor, and 1 outside temperature sensor.
- Easily connect a DCF plug module.



Main functions

- Outdoor rated
- Time-saving
- Easy-to-use
- Customizable
- Easy integration
- Scalable

| NAME | INPUT VOLTAGE | TECHNOLOGY | ITEM NUMBER |
|------------------------------|---------------|------------|-------------|
| OUTSIDE SENSOR BOX | 24V DC | RS485 | 9001606 |
| OUTSIDE SENSOR EXTENSION BOX | 24V DC | RS485 | 9001607 |
| INSIDE SENSOR BOX | 120V AC 60HZ | RS485 | 9001615 |

| NAME | ITEM NUMBER | NAME | ITEM NUMBER |
|---------------------------------------|-------------|---------------------------------------|-------------|
| M8 Weather Station | 1860306 | Wall Mount Brackets for Mast | 1860336 |
| M13 Weather Station | 1860307 | Large Wind Speed Sensor | 9001608 |
| M-Series Weather Station Wall Bracket | 1860320 | Outside Temperature Sensor | 9001611 |
| M-Series Weather Station Mast Adaptor | 1860321 | Inside Temperature Sensor | 9008044 |
| Metallic Mast | 1860335 | Housing for Inside Temperature Sensor | 9008045 |

ABOUT SOMFY

SOMFY® has been improving everyday life for more than 270 million people by designing and manufacturing intelligent motorization solutions for interior window coverings and exterior solar protections. Somfy innovates to automate and connect shades, blinds, draperies, awnings, rolling shutters, exterior screens, and pergolas for commercial and residential buildings in 58 countries across the globe. With 170+ million motors produced over the last half century, Somfy is committed to creating reliable and sustainable solutions that promote the best way of living and well-being for all.

SOMFY SYSTEMS INC SOMFY NORTH AMERICAN HEADQUARTERS

121 Herrod Blvd.
Dayton, NJ 08810
P: (800) 22-SOMFY (76639)
NJ: (609) 395-1300
F: (609) 395-1776

FLORIDA

1200 SW 35th Ave.
Boynton Beach, FL 33426
P: (800) 22-SOMFY (76639)
F: (561) 995-7502

CALIFORNIA

15301 Barranca Parkway
Irvine, CA 92618-2201
P: (800) 22-SOMFY (76639)
F: (949) 727-3775

SOMFY ULC

SOMFY Canada Division

6411 Edwards Blvd
Mississauga, ON L5T 2P7
P: (800) 66-SOMFY (76639)
CN: (905) 564-6446
F: (905) 238-1491

www.somfypro.com

A BRAND OF **SOMFY** GROUP

L-0330

somfy®