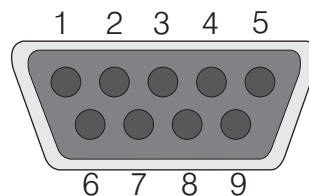

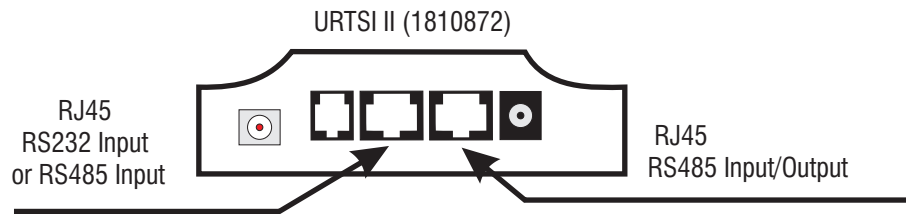


somfy® SERIAL CONNECTIONS



NOTE: AMX NetLinx Serial Ports are wired for both RS485 & RS232. It will NOT communicate with both protocols simultaneously. If RS232 communication is used, the RS485 connections(A and B) should be omitted. Conversely, if RS485 is used, the RX and TX signals should not be connected.

SIGNAL	AMX	SOMFY RJ45	SOMFY DB9	ST30 MOTOR
A (-)	1+9	2		Black
RX	2	3	3	
TX	3	6	2	
B (+)	4+6	1		Red
GND	5	8		

NetLinx Series Central Controllers