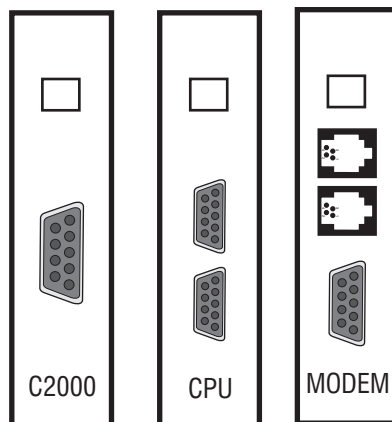


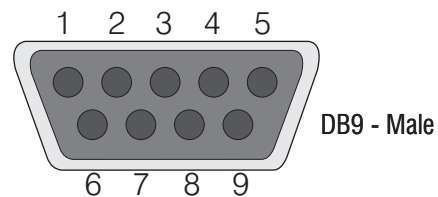
# somfy® SERIAL CONNECTIONS



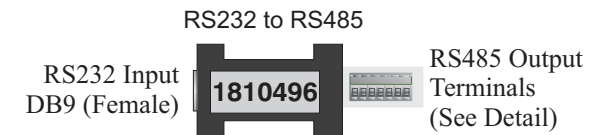
## 5000LC Central Control Unit



SIGNAL	LiteTouch	SOMFY RJ45	SOMFY DB9
A (-)			
RX	2	3	3
TX	3	6	2
B (+)			
GND	5	8	



To operate the ILT Tap or ST30 RS485 motors from the LiteTouch Control Modules, an RS232 to RS485 converter is needed. We recommend B&B Electronics Part 485SD9TB or Somfy Part 1810496.



⊘	⊘	⊘	⊘	⊘
B U S	G R O U N D	G R O U N D	R 4 8 5	R 4 8 5
P O W E R			-	+

SIGNAL	SOMFY RJ45	ST30 MOTOR
RS485 (-)	2	BLACK
RS485 (+)	1	RED
GND	8	